



Town of Marana, Arizona
Population and Housing Narrative Profile: 2006-2008
 2006-2008 American Community Survey 3-Year Estimates
 American Community Survey

For more detailed statistics from the American Community Survey for the Town of Marana click on the following:

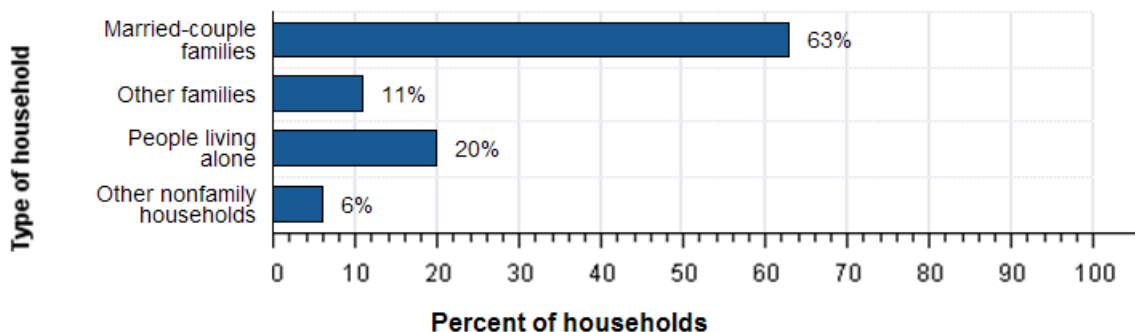
- [Demographic and Housing Estimates](#)
- [Economic Characteristics](#)
- [Housing Characteristics](#)
- [Social Characteristics](#)

For information on other communities [click here](#)

HOUSEHOLDS AND FAMILIES: From 2006-2008 there were 11,000 households in Marana. The average household size was 2.8 people.

Families made up 74 percent of the households in Marana. This figure includes both married-couple families (63 percent) and other families (11 percent). Nonfamily households made up 26 percent of all households in Marana. Most of the nonfamily households were people living alone, but some were composed of people living in households in which no one was related to the householder.

The Types of Households in Marana town, Arizona in 2006-2008



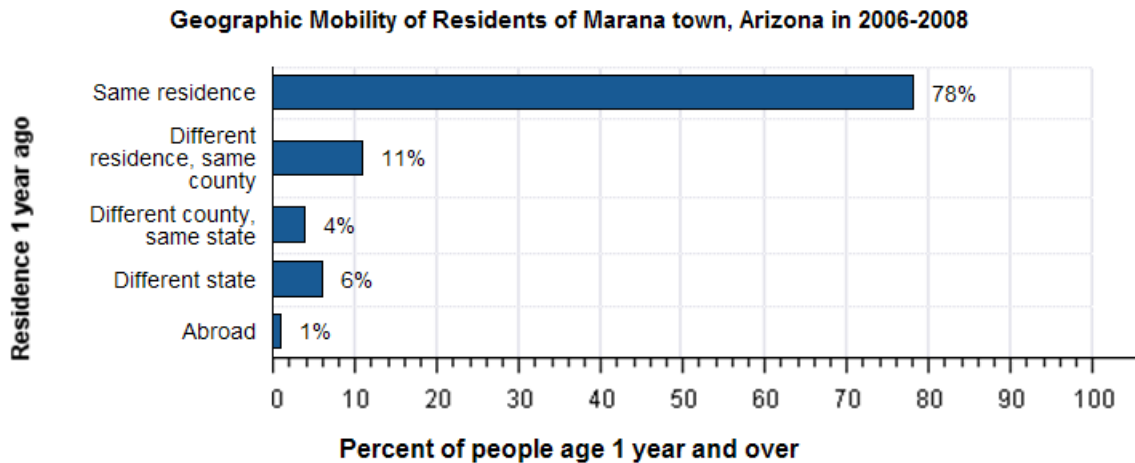
Source: American Community Survey, 2006-2008

NATIVITY AND LANGUAGE: Nine percent of the people living in Marana in 2006-2008 were foreign born. Ninety-one percent were native, including 33 percent who were born in Arizona.

Among people at least five years old living in Marana in 2006-2008, 16 percent spoke a language other than English at home. Of those speaking a language other than English at home, 66 percent spoke Spanish and 34 percent spoke some other language; 30 percent reported that they did not speak English "very well."

GEOGRAPHIC MOBILITY: In 2006-2008, 78 percent of the people at least one year old living in Marana were living in the same residence one year earlier; 11 percent had moved during the past year from another residence

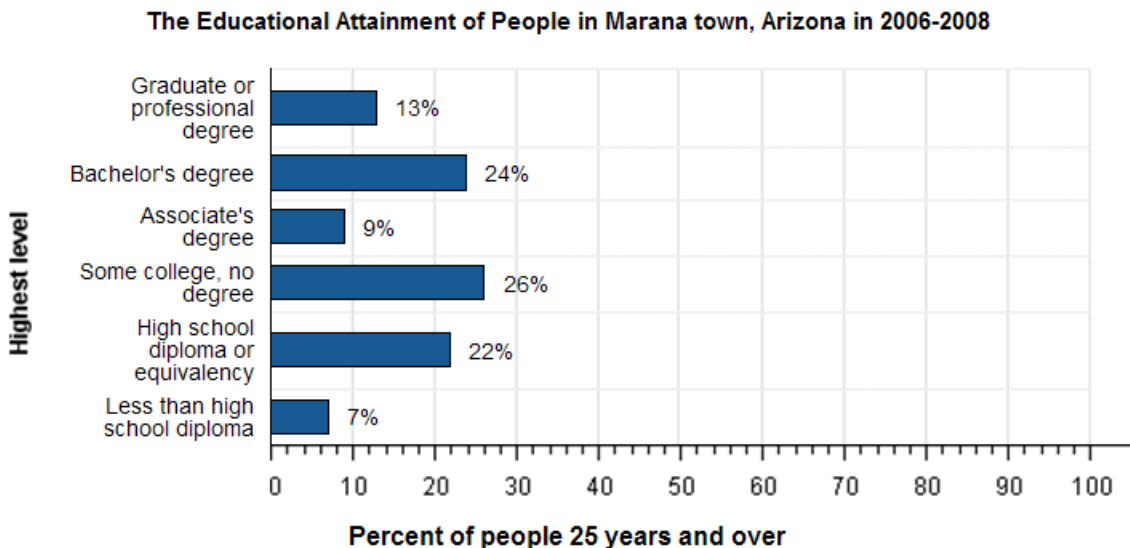
in the same county, 4 percent from another county in the same state, 6 percent from another state, and 1 percent from abroad.



Source: American Community Survey, 2006-2008

EDUCATION: In 2006-2008, 93 percent of people 25 years and over had at least graduated from high school and 37 percent had a bachelor's degree or higher. Seven percent were dropouts; they were not enrolled in school and had not graduated from high school.

The total school enrollment in Marana was 8,000 in 2006-2008. Nursery school and kindergarten enrollment was 1,200 and elementary or high school enrollment was 4,800 children. College or graduate school enrollment was 2,000.

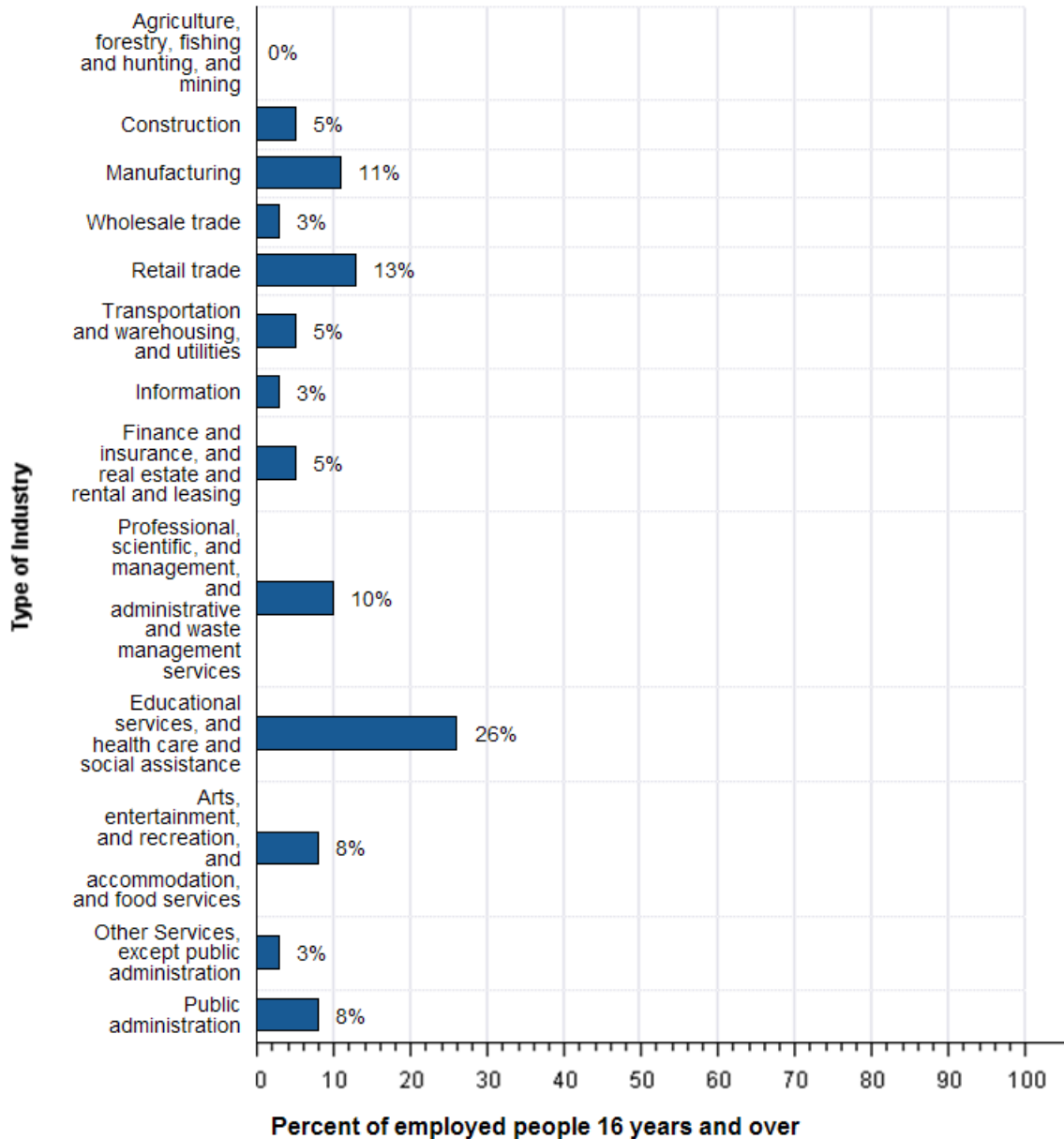


Source: American Community Survey, 2006-2008

DISABILITY: Data for this section cannot be displayed because the number of sample cases is too small. Displaying the data would risk disclosing information for individuals.

INDUSTRIES: In 2006-2008, for the employed population 16 years and older, the leading industries in Marana were educational services, and health care, and social assistance, 26 percent, and retail trade, 13 percent.

Employment by Industry in Marana town, Arizona in 2006-2008



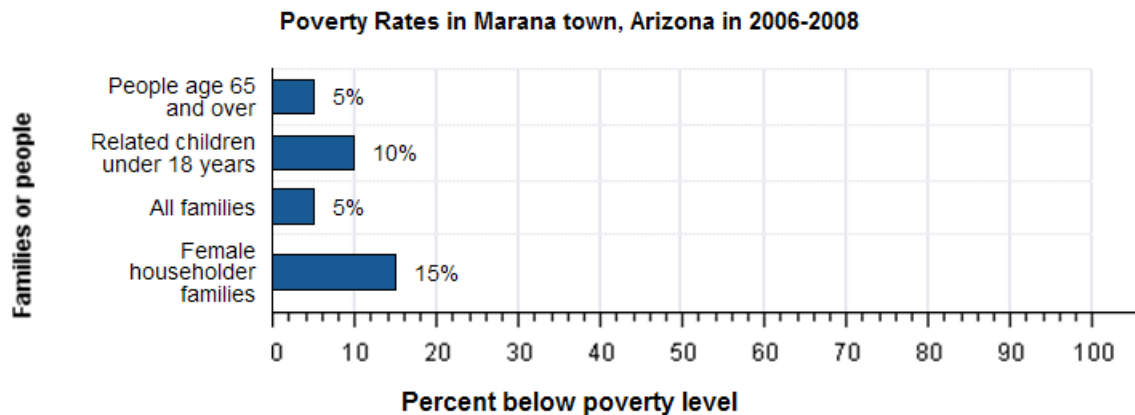
Source: American Community Survey, 2006-2008

OCCUPATIONS AND TYPE OF EMPLOYER: Among the most common occupations were: management, professional, and related occupations, 45 percent; sales and office occupations, 26 percent; service occupations, 16 percent; Production, transportation, and material moving occupations, 7 percent; and construction, extraction, maintenance and repair occupations, 7 percent. Seventy-six percent of the people employed were Private wage and salary workers; 18 percent was Federal, state, or local government workers; and 6 percent was Self-employed in own not incorporated business workers.

TRAVEL TO WORK: Eighty-one percent of Marana workers drove to work alone in 2006-2008, 11 percent carpooled, less than 0.5 percent took public transportation, and 3 percent used other means. The remaining 5 percent worked at home. Of those who commuted to work, it took them on average 28 minutes to get to work.

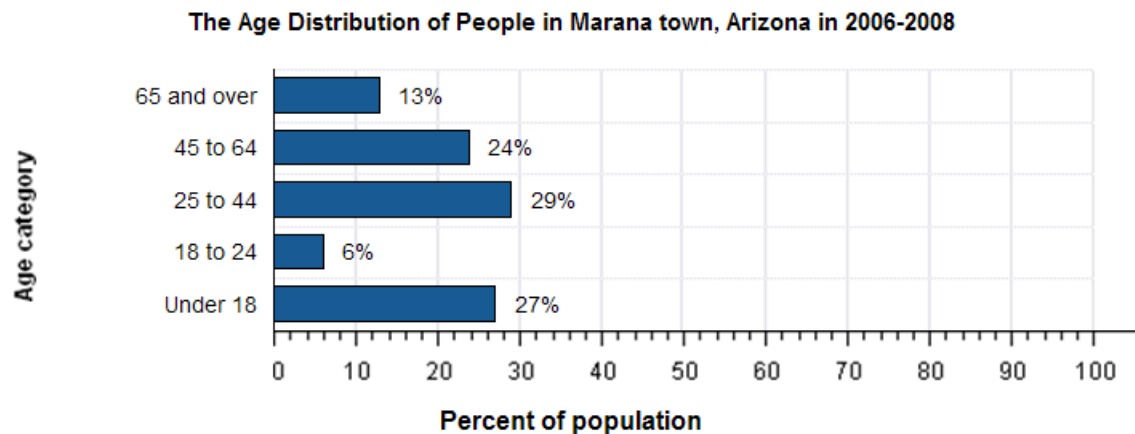
INCOME: The median income of households in Marana was \$66,841. Seventy-seven percent of the households received earnings and 27 percent received retirement income other than Social Security. Thirty percent of the households received Social Security. The average income from Social Security was \$18,706. These income sources are not mutually exclusive; that is, some households received income from more than one source.

POVERTY AND PARTICIPATION IN GOVERNMENT PROGRAMS: In 2006-2008, 6 percent of people were in poverty. Ten percent of related children under 18 were below the poverty level, compared with 5 percent of people 65 years old and over. Five percent of all families and 15 percent of families with a female householder and no husband present had incomes below the poverty level.



Source: American Community Survey, 2006-2008

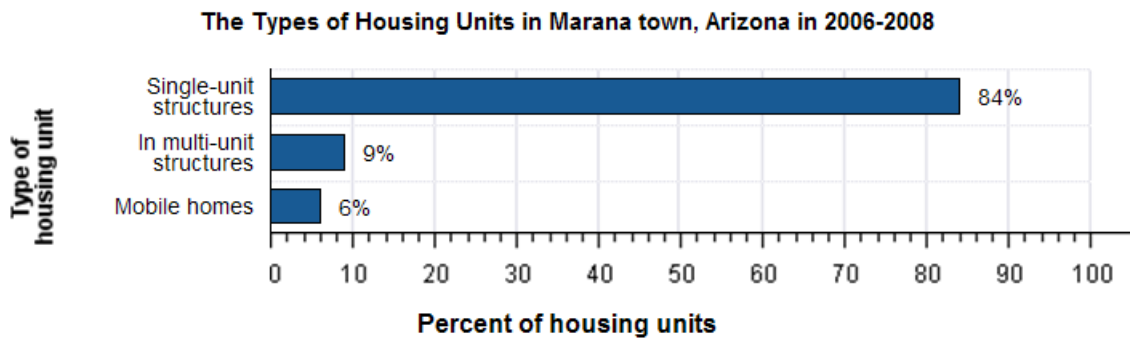
POPULATION: From 2006-2008, Marana had a total population of 30,000 - 15,000 (50 percent) females and 15,000 (50 percent) males. The median age was 37.4 years. Twenty-seven percent of the population was under 18 years and 13 percent was 65 years and older.



For people reporting one race alone, 78 percent were White; 3 percent were Black or African American; less than 0.5 percent were American Indian and Alaska Native; 4 percent were Asian; less than 0.5 percent were Native

Hawaiian and Other Pacific Islander, and 12 percent were of some other race. Two percent reported being of two or more races. Twenty-two percent of the people in Marana were Hispanic. Sixty-eight percent of the people in Marana was White non-Hispanic. People of Hispanic origin may be of any race.

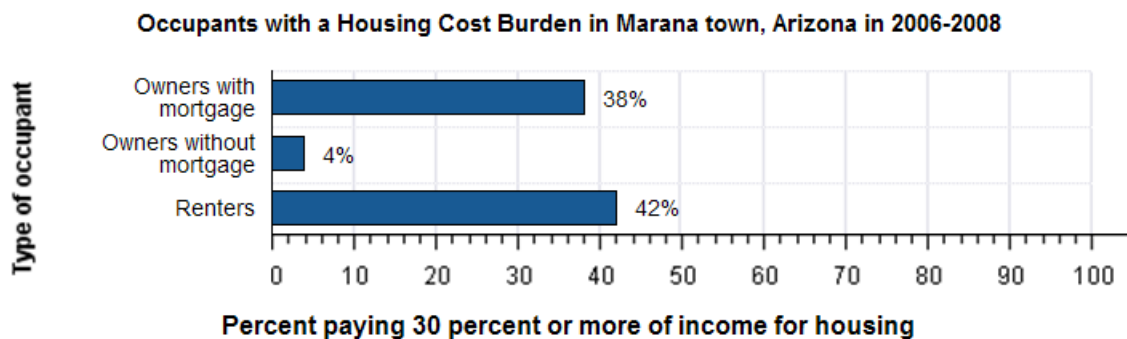
HOUSING CHARACTERISTICS: In 2006-2008, Marana had a total of 12,000 housing units, 13 percent of which were vacant. Of the total housing units, 84 percent were in single-unit structures, 9 percent were in multi-unit structures, and 6 percent were mobile homes. Eighty-nine percent of the housing units were built since 1990.



Source: American Community Survey, 2006-2008

OCCUPIED HOUSING UNIT CHARACTERISTICS: In 2006-2008, Marana had 11,000 occupied housing units - 8,400 (80 percent) owner occupied and 2,200 (20 percent) renter occupied. Three percent of the households did not have telephone service and 3 percent of the households did not have access to a car, truck, or van for private use. Multi Vehicle households were not rare. Forty-three percent had two vehicles and another 16 percent had three or more.

HOUSING COSTS: The median monthly housing cost for mortgaged owners was \$1,651, nonmortgaged owners \$360, and renters \$1,045. Thirty-eight percent of owners with mortgages, 4 percent of owners without mortgages, and 42 percent of renters in Marana spent 30 percent or more of household income on housing.



Source: American Community Survey, 2006-2008

Source: U.S. Census Bureau, 2006-2008 American Community Survey

NOTE.

The population and housing characteristics included above are derived from the American Community Survey. Although the American Community Survey (ACS) produces population, demographic and housing unit estimates, it is the Census Bureau's Population Estimates Program that produces and disseminates the official estimates of the population for the nation, states, counties, cities and towns and estimates of housing units for states and counties:

http://factfinder.census.gov/home/en/official_estimates_2007.htmlhttp://factfinder.census.gov/home/en/official_estimates_2008.html

For more information on confidentiality protection, sampling error, nonsampling error, and definitions, see Survey Methodology.
http://factfinder.census.gov/home/en/datanotes/exp_acs2008_3yr.html

Detail may not add to totals due to rounding.
Percentages are based on unrounded numbers.