



Casas Adobes CDP, Arizona
Population and Housing Narrative Profile: 2006-2008
 2006-2008 American Community Survey 3-Year Estimates
 American Community Survey

For more detailed statistics from the American Community Survey for the Casas Adobes click on the following:

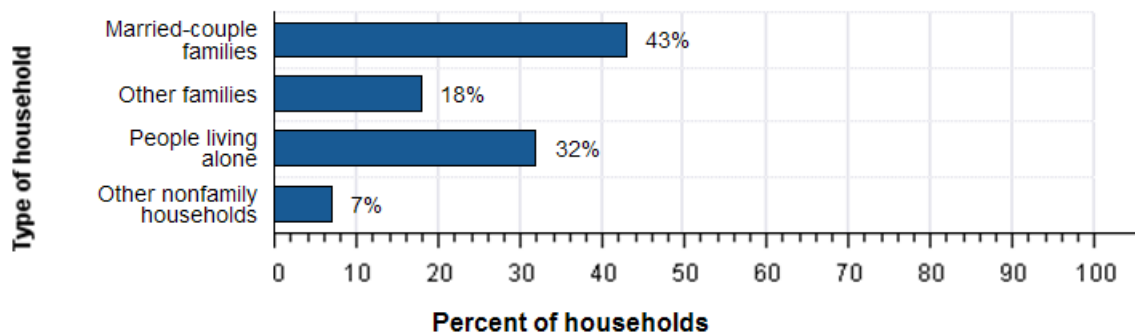
- [Demographic and Housing Estimates](#)
- [Economic Characteristics](#)
- [Housing Characteristics](#)
- [Social Characteristics](#)

For information on other communities [click here](#)

HOUSEHOLDS AND FAMILIES: From 2006-2008 there were 23,000 households in Casas Adobes. The average household size was 2.5 people.

Families made up 61 percent of the households in Casas Adobes. This figure includes both married-couple families (43 percent) and other families (18 percent). Nonfamily households made up 39 percent of all households in Casas Adobes. Most of the nonfamily households were people living alone, but some were composed of people living in households in which no one was related to the householder.

The Types of Households in Casas Adobes CDP, Arizona in 2006-2008



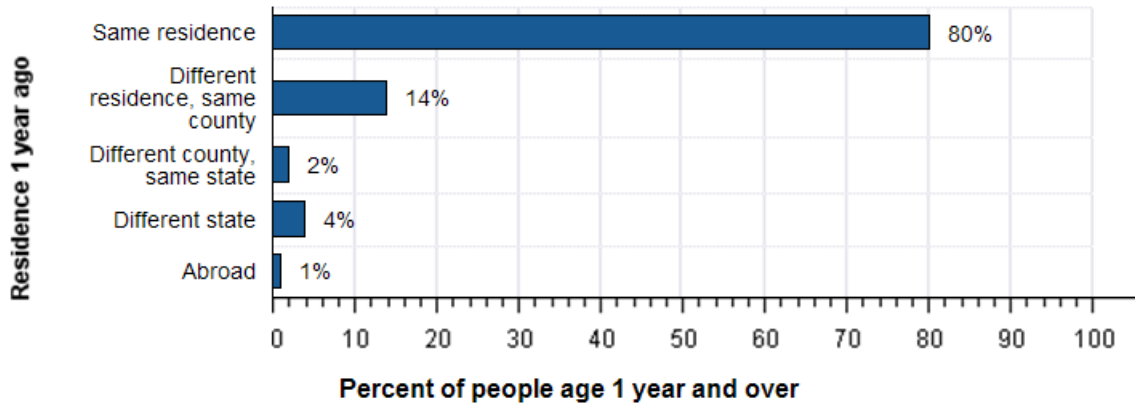
Source: American Community Survey, 2006-2008

NATIVITY AND LANGUAGE: Seven percent of the people living in Casas Adobes in 2006-2008 were foreign born. Ninety-three percent were native, including 36 percent who were born in Arizona.

Among people at least five years old living in Casas Adobes in 2006-2008, 15 percent spoke a language other than English at home. Of those speaking a language other than English at home, 70 percent spoke Spanish and 30 percent spoke some other language; 21 percent reported that they did not speak English "very well."

GEOGRAPHIC MOBILITY: From 2006-2008, 80 percent of the people at least one year old living in Casas Adobes were living in the same residence one year earlier; 14 percent had moved during the past year from another residence in the same county, 2 percent from another county in the same state, 4 percent from another state, and 1 percent from abroad.

Geographic Mobility of Residents of Casas Adobes CDP, Arizona in 2006-2008

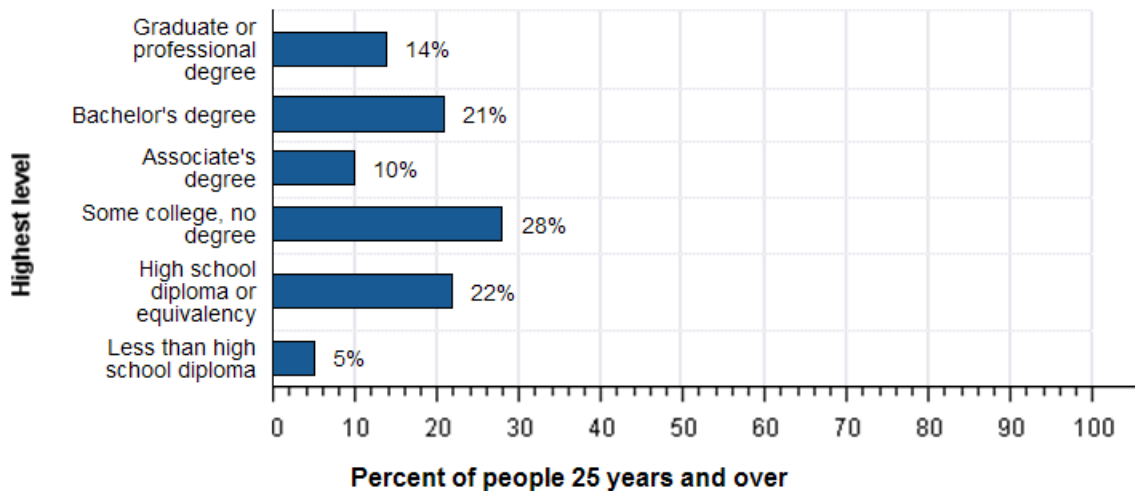


Source: American Community Survey, 2006-2008

EDUCATION: From 2006-2008, 95 percent of people 25 years and over had at least graduated from high school and 35 percent had a bachelor's degree or higher. Five percent were dropouts; they were not enrolled in school and had not graduated from high school.

The total school enrollment in Casas Adobes was 16,000 in 2006-2008. Nursery school and kindergarten enrollment was 1,600 and elementary or high school enrollment was 9,100 children. College or graduate school enrollment was 4,800.

The Educational Attainment of People in Casas Adobes CDP, Arizona in 2006-2008

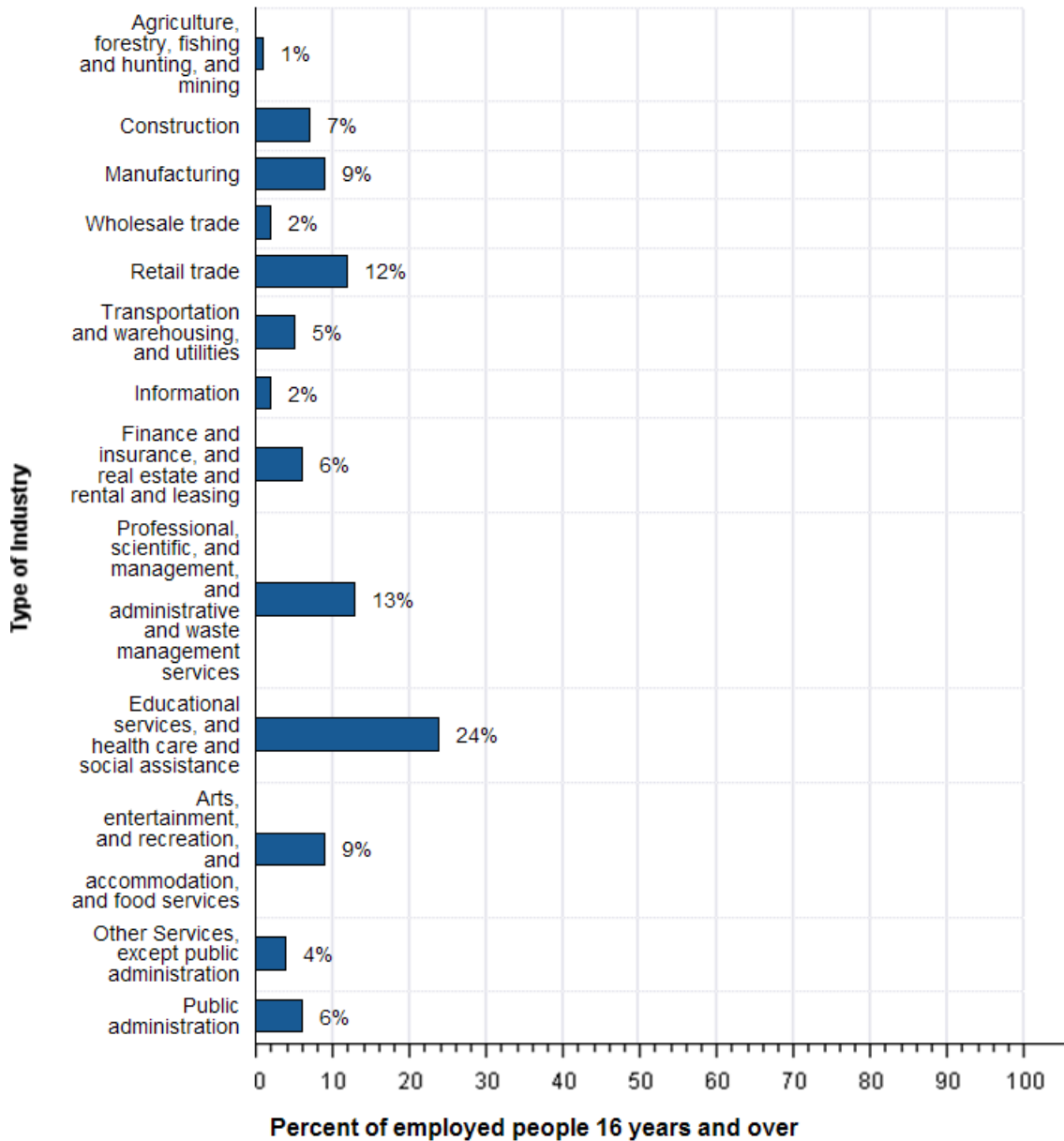


Source: American Community Survey, 2006-2008

DISABILITY: Data for this section cannot be displayed because the number of sample cases is too small. Displaying the data would risk disclosing information for individuals.

INDUSTRIES: In 2006-2008, for the employed population 16 years and older, the leading industries in Casas Adobes were educational services, and health care, and social assistance, 24 percent, and professional, scientific, and management, and administrative and waste management services, 13 percent.

Employment by Industry in Casas Adobes CDP, Arizona in 2006-2008



Source: American Community Survey, 2006-2008

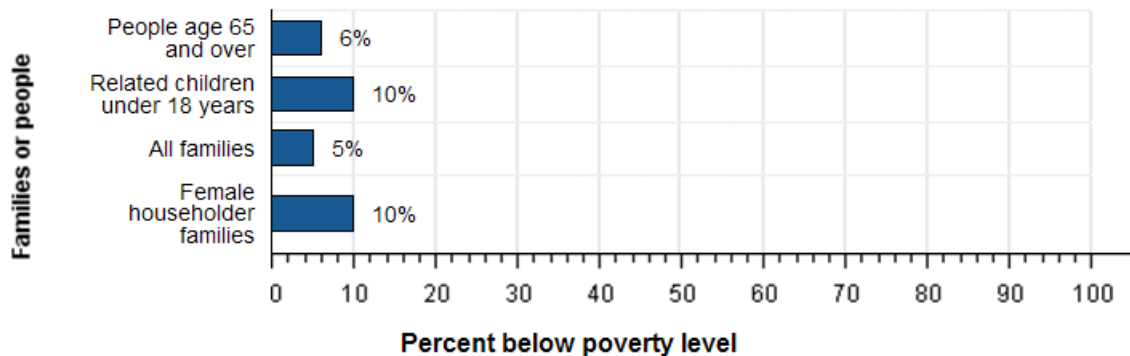
OCCUPATIONS AND TYPE OF EMPLOYER: Among the most common occupations were: management, professional, and related occupations, 42 percent; sales and office occupations, 27 percent; service occupations, 17 percent; construction, extraction, maintenance and repair occupations, 7 percent; and production, transportation, and material moving occupations, 7 percent. Seventy-six percent of the people employed were private wage and salary workers; 18 percent were Federal, state, or local government workers; and 6 percent were self-employed.

TRAVEL TO WORK: Eighty-two percent of Casas Adobes workers drove to work alone in 2006-2008, 8 percent carpooled, 2 percent took public transportation, and 4 percent used other means. The remaining 5 percent worked at home. Of those who commuted to work, it took them on average 25.7 minutes to get to work.

INCOME: The median income of households in Casas Adobes was \$55,904. Seventy-six percent of the households received earnings and 22 percent received retirement income other than Social Security. Twenty-nine percent of the households received Social Security. The average income from Social Security was \$16,042. These income sources are not mutually exclusive; that is, some households received income from more than one source.

POVERTY AND PARTICIPATION IN GOVERNMENT PROGRAMS: From 2006-2008, 8 percent of people were in poverty. Ten percent of related children under 18 were below the poverty level, compared with 6 percent of people 65 years old and over. Five percent of all families and 10 percent of families with a female householder and no husband present had incomes below the poverty level.

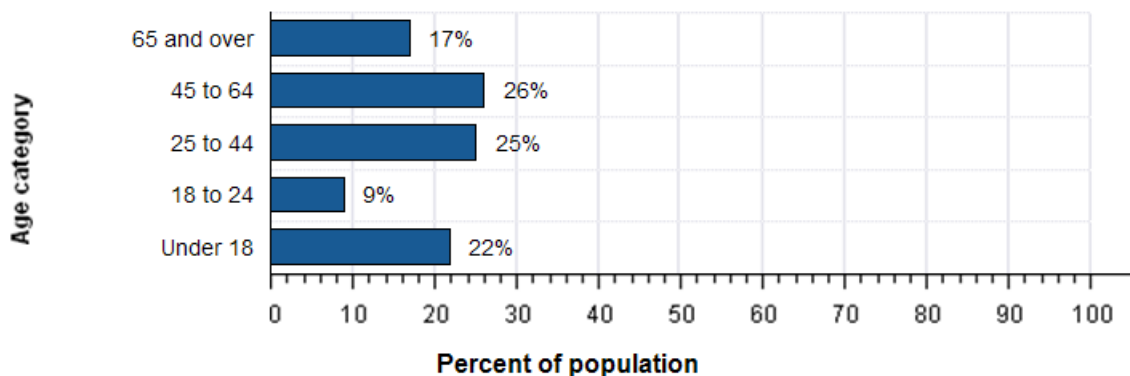
Poverty Rates in Casas Adobes CDP, Arizona in 2006-2008



Source: American Community Survey, 2006-2008

POPULATION: From 2006-2008, Casas Adobes had a total population of 60,000 - 32,000 (54 percent) females and 28,000 (46 percent) males. The median age was 40.5 years. Twenty-two percent of the population was under 18 years and 17 percent was 65 years and older.

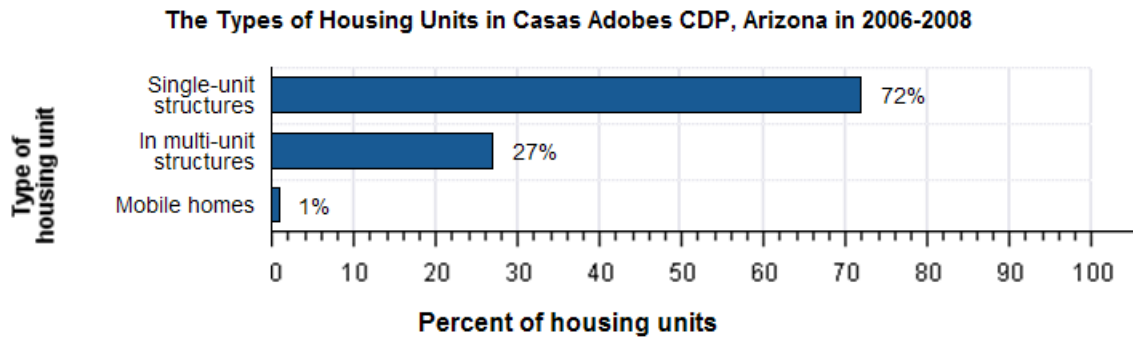
The Age Distribution of People in Casas Adobes CDP, Arizona in 2006-2008



Source: American Community Survey, 2006-2008

For people reporting one race alone, 84 percent were White; 1 percent were Black or African American; 1 percent were American Indian and Alaska Native; 2 percent were Asian; less than 0.5 percent were Native Hawaiian and Other Pacific Islander, and 8 percent were of some other race. Three percent reported being of or more races. Twenty-one percent of the people in Casas Adobes were Hispanic. Seventy-three percent of the people in Casas Adobes were White non-Hispanic. People of Hispanic origin may be of any race.

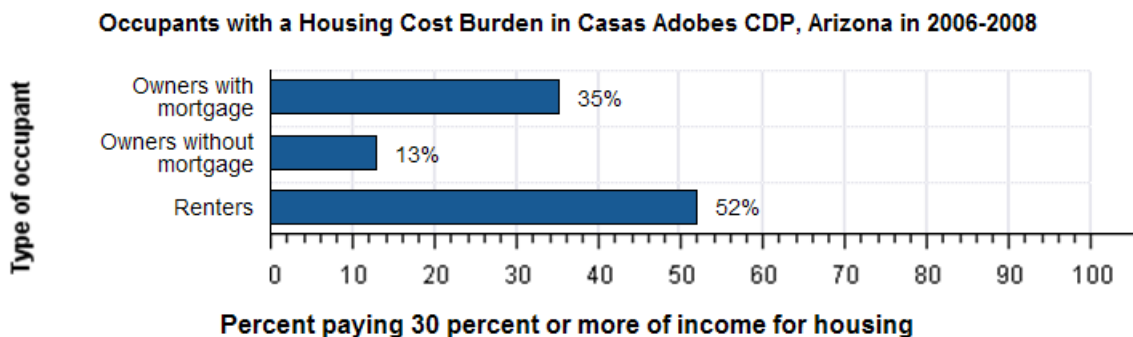
HOUSING CHARACTERISTICS: From 2006-2008, Casas Adobes had a total of 25,000 housing units, 8 percent of which were vacant. Of the total housing units, 72 percent were in single-unit structures, 27 percent were in multi-unit structures, and 1 percent were mobile homes. Thirty-five percent of the housing units were built since 1990.



Source: American Community Survey, 2006-2008

OCCUPIED HOUSING UNIT CHARACTERISTICS: From 2006-2008, Casas Adobes had 23,000 occupied housing units - 15,000 (65 percent) owner occupied and 8,200 (35 percent) renter occupied. Four percent of the households did not have telephone service and 6 percent of the households did not have access to a car, truck, or van for private use. Multi Vehicle households were not rare. Thirty-five percent had two vehicles and another 19 percent had three or more.

HOUSING COSTS: The median monthly housing costs for mortgaged owners was \$1,438, nonmortgaged owners \$400, and renters \$923. Thirty-five percent of owners with mortgages, 13 percent of owners without mortgages, and 52 percent of renters in Casas Adobes spent 30 percent or more of household income on housing.



Source: American Community Survey, 2006-2008

NOTE.

The population and housing characteristics included above are derived from the American Community Survey.

Although the American Community Survey (ACS) produces population, demographic and housing unit estimates, it is the Census Bureau's Population Estimates Program that produces and disseminates the official estimates of the population for the nation, states, counties, cities and towns and estimates of housing units for states and counties: http://factfinder.census.gov/home/en/official_estimates_2008.html

For more information on confidentiality protection, sampling error, nonsampling error, and definitions, see Survey Methodology. http://factfinder.census.gov/home/en/datanotes/exp_acs2008_3yr.html

Detail may not add to totals due to rounding.
Percentages are based on unrounded numbers.