



Town of Marana, Arizona
Population and Housing Narrative Profile: 2005-2007
2005-2007 American Community Survey 3-Year Estimates
American Community Survey

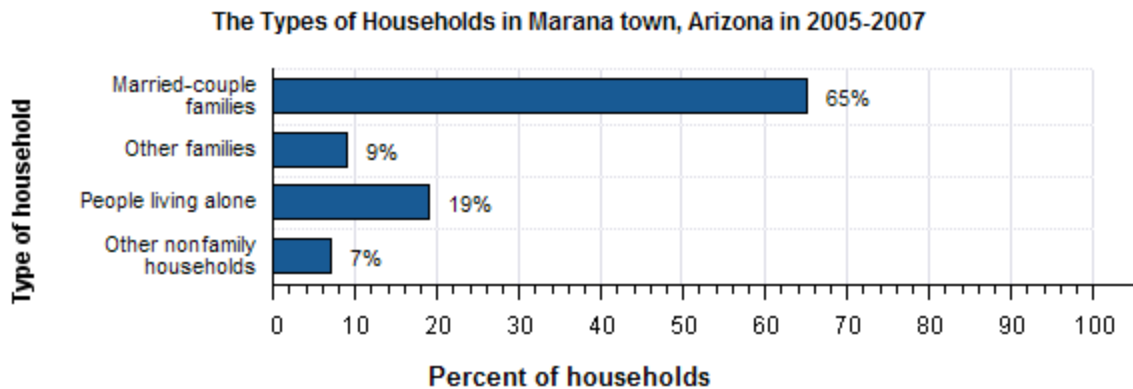
For more detailed statistics from the American Community Survey for Town of Marana click on the following:

- [Demographic and Housing Estimates](#)
- [Economic Characteristics](#)
- [Housing Characteristics](#)
- [Social Characteristics](#)

For information on other communities [click here](#)

HOUSEHOLDS AND FAMILIES: From 2005-2007, there were 9,800 households in Marana. The average household size was 2.6 people.

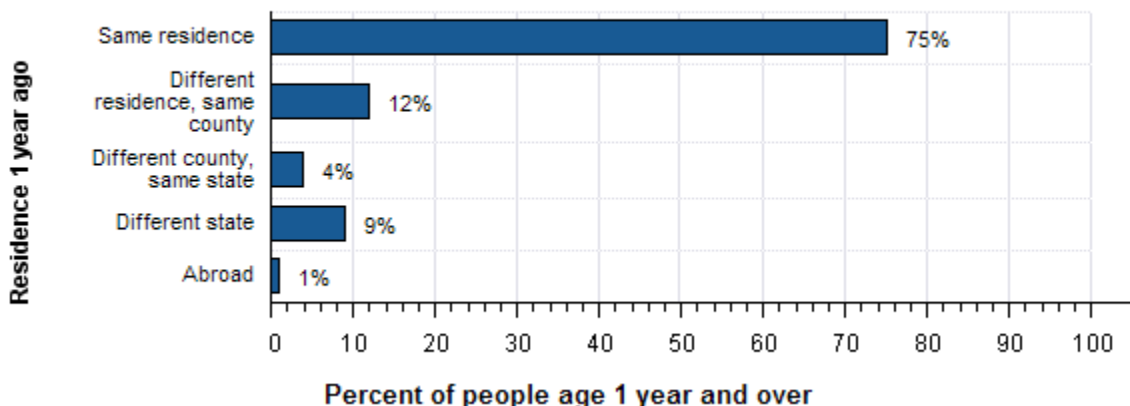
Families made up 74 percent of the households in Marana. This figure includes both married-couple families (65 percent) and other families (9 percent). Nonfamily households made up 26 percent of all households in Marana. Most of the nonfamily households were people living alone, but some were composed of people living in households in which no one was related to the householder.



NATIVITY AND LANGUAGE: Data for this section cannot be displayed because the number of sample cases is too small. Displaying the data would risk disclosing information for individuals.

GEOGRAPHIC MOBILITY: From 2005-2007, 75 percent of the people at least one year old living in Marana were living in the same residence one year earlier; 12 percent had moved during the past year from another residence in the same county, 4 percent from another county in the same state, 9 percent from another state, and 1 percent from abroad.

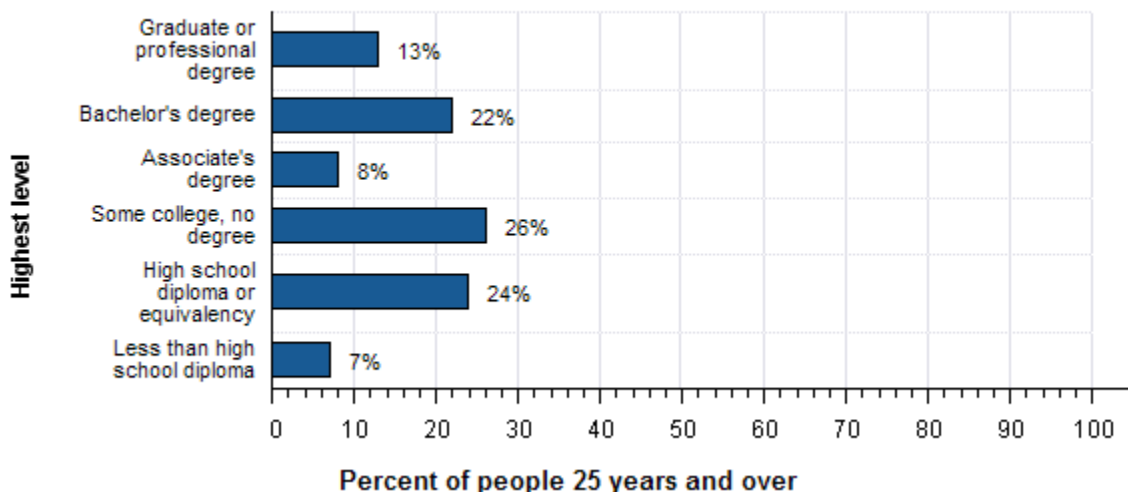
Geographic Mobility of Residents of Marana town, Arizona in 2005-2007



EDUCATION: From 2005-2007, 93 percent of people 25 years and over had at least graduated from high school and 35 percent had a bachelor's degree or higher. Seven percent were dropouts; they were not enrolled in school and had not graduated from high school.

The total school enrollment in Marana was 6,600 from 2005-2007. Nursery school and kindergarten enrollment was 880 and elementary or high school enrollment was 4,300 children. College or graduate school enrollment was 1,400.

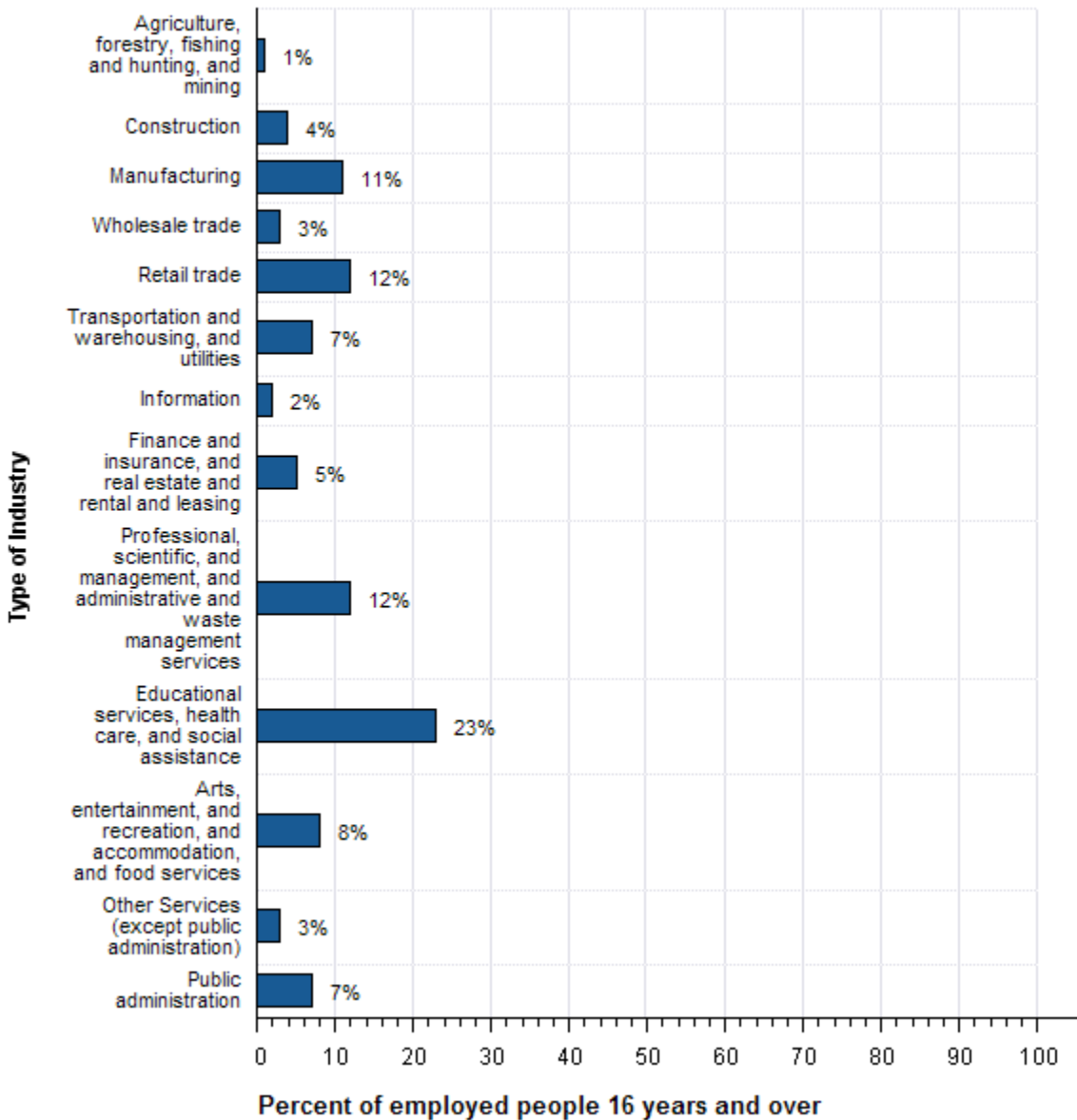
The Educational Attainment of People in Marana town, Arizona in 2005-2007



DISABILITY: In Marana, among people at least five-years old from 2005-2007, 11 percent reported a disability. The likelihood of having a disability varied by age - from 4 percent of people 5 to 15 years old, to 9 percent of people 16 to 64 years old, and to 26 percent of those 65 and older.

INDUSTRIES: From 2005-2007, for the employed population 16 years and older, the leading industries in Marana were educational services, and health care, and social assistance, 23 percent, and retail trade, 12 percent.

Employment by Industry in Marana town, Arizona in 2005-2007

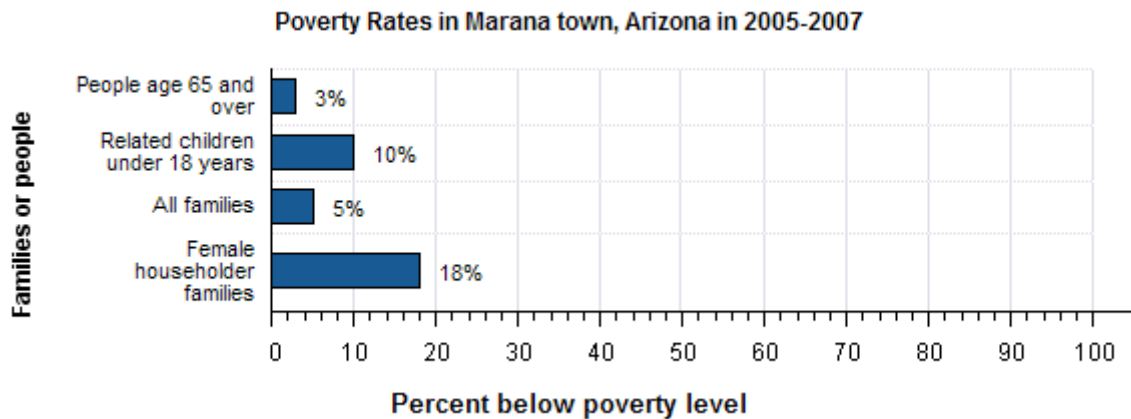


OCCUPATIONS AND TYPE OF EMPLOYER: Among the most common occupations were: management, professional, and related occupations, 43 percent; sales and office occupations, 27 percent; service occupations, 13 percent; production, transportation, and material moving occupations, 9 percent; and construction, extraction, maintenance and repair occupations, 8 percent. Seventy-seven percent of the people employed were private wage and salary workers; 18 percent were federal, state, or local government workers; and 5 percent were self-employed.

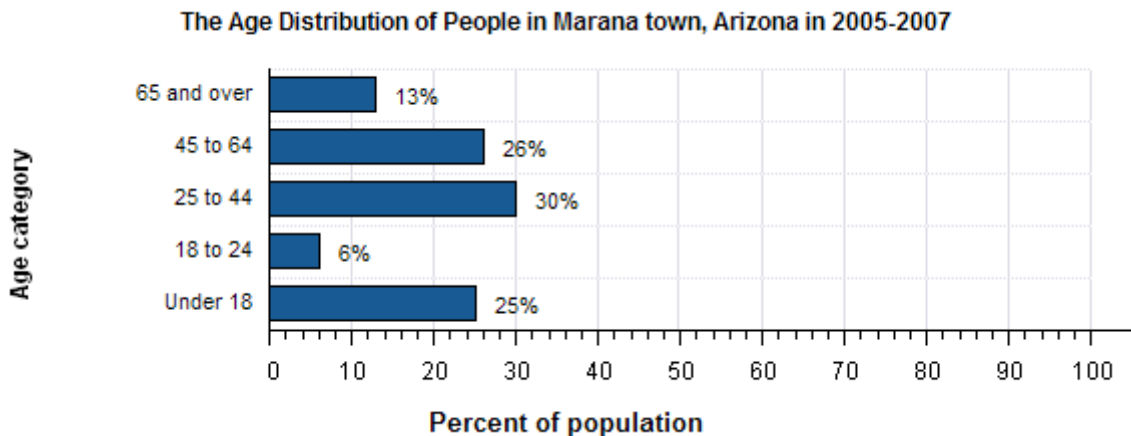
TRAVEL TO WORK: Eighty percent of Marana workers drove to work alone from 2005-2007, 13 percent carpoolled, less than 0.5 percent took public transportation, and 3 percent used other means. The remaining 3 percent worked at home. Commuters took an average of 28.5 minutes to get to work.

INCOME: The median income of households in Marana was \$64,332. Seventy-seven percent of the households received earnings and 26 percent received retirement income other than Social Security. Thirty percent of the households received Social Security. The average income from Social Security was \$17,254. These income sources are not mutually exclusive; that is, some households received income from more than one source.

POVERTY AND PARTICIPATION IN GOVERNMENT PROGRAMS: From 2005-2007, 7 percent of people were in poverty. Ten percent of related children under 18 were below the poverty level, compared with 3 percent of people 65 years old and over. Five percent of all families and 18 percent of families with a female householder and no husband present had incomes below the poverty level.

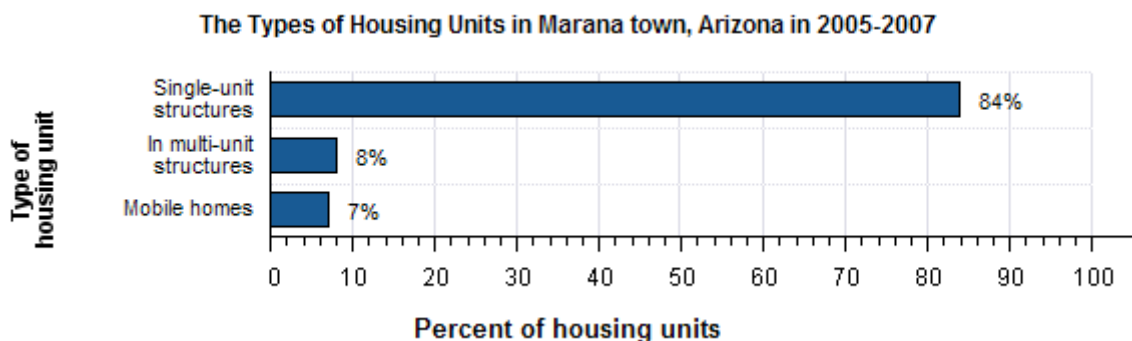


POPULATION: From 2005-2007, Marana had a total population of 26,000 - 13,000 (51 percent) female and 13,000 (49 percent) male. The median age was 38.2 years. Twenty-five percent of the population were under 18 years and 13 percent were 65 years and older.



For people reporting one race alone, 80 percent were White; 3 percent were Black or African American; less than 0.5 percent were American Indian and Alaska Native; 3 percent were Asian; less than 0.5 percent were Native Hawaiian and Other Pacific Islander, and 14 percent were some other race. Twenty-four percent of the people in Marana were Hispanic. Sixty-nine percent of the people in Marana were White non-Hispanic. People of Hispanic origin may be of any race.

HOUSING CHARACTERISTICS: From 2005-2007, Marana had a total of 11,000 housing units, 10 percent of which were vacant. Of the total housing units, 84 percent were in single-unit structures, 8 percent were in multi-unit structures, and 7 percent were mobile homes. Ninety percent of the housing units were built after 1990.



OCCUPIED HOUSING UNIT CHARACTERISTICS: From 2005-2007, Marana had 9,800 occupied housing units - 7,700 (78 percent) owner occupied and 2,200 (22 percent) renter occupied. Five percent of the households did not have telephone service and 3 percent of the households did not have access to a car, truck, or van for private use. Multi Vehicle households were not rare. Forty-five percent had two vehicles and another 16 percent had three or more.

HOUSING COSTS: Data for this section cannot be displayed because the number of sample cases is too small. Displaying the data would risk disclosing information for individuals.

Source: U.S. Census Bureau, 2005-2007 American Community Survey

NOTE.

The population and housing characteristics included above are derived from the American Community Survey. Although the American Community Survey (ACS) produces population, demographic and housing unit estimates, it is the Census Bureau's Population Estimates Program that produces and disseminates the official estimates of the population for the nation, states, counties, cities and towns and estimates of housing units for states and counties: http://factfinder.census.gov/home/en/official_estimates_2007.html

For more information on confidentiality protection, sampling error, nonsampling error, and definitions, see Survey Methodology. http://factfinder.census.gov/home/en/datanotes/exp_acs2007_3yr.html

Detail may not add to totals due to rounding.
Percentages are based on unrounded numbers.