



Catalina Foothills CDP, Arizona
Population and Housing Narrative Profile: 2005-2007
 2005-2007 American Community Survey 3-Year Estimates
 American Community Survey

For more detailed statistics from the American Community Survey for the Catalina Foothills click on the following:

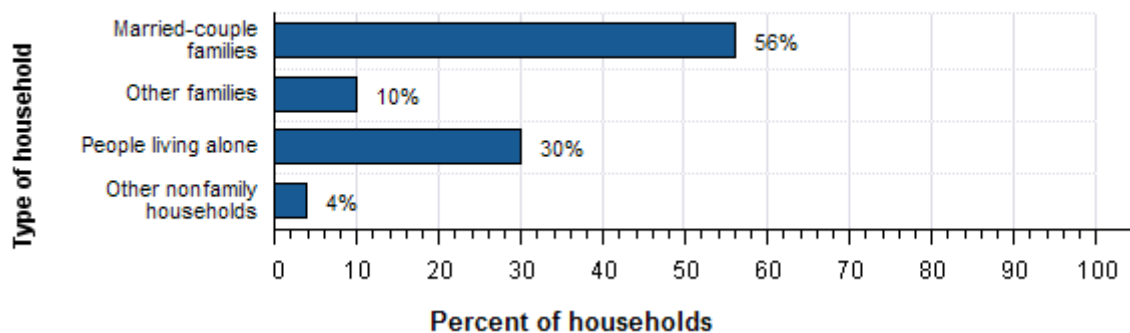
- [Demographic and Housing Estimates](#)
- [Economic Characteristics](#)
- [Housing Characteristics](#)
- [Social Characteristics](#)

For information on other communities [click here](#)

HOUSEHOLDS AND FAMILIES: From 2005-2007, there were 25,000 households in the Catalina Foothills CDP. The average household size was 2.3 people.

Families made up 66 percent of the households in the Catalina Foothills. This figure includes both married-couple families (56 percent) and other families (10 percent). Nonfamily households made up 34 percent of all households in The Catalina Foothills CDP. Most of the nonfamily households were people living alone, but some were composed of people living in households in which no one was related to the householder.

The Types of Households in Catalina Foothills CDP, Arizona in 2005-2007

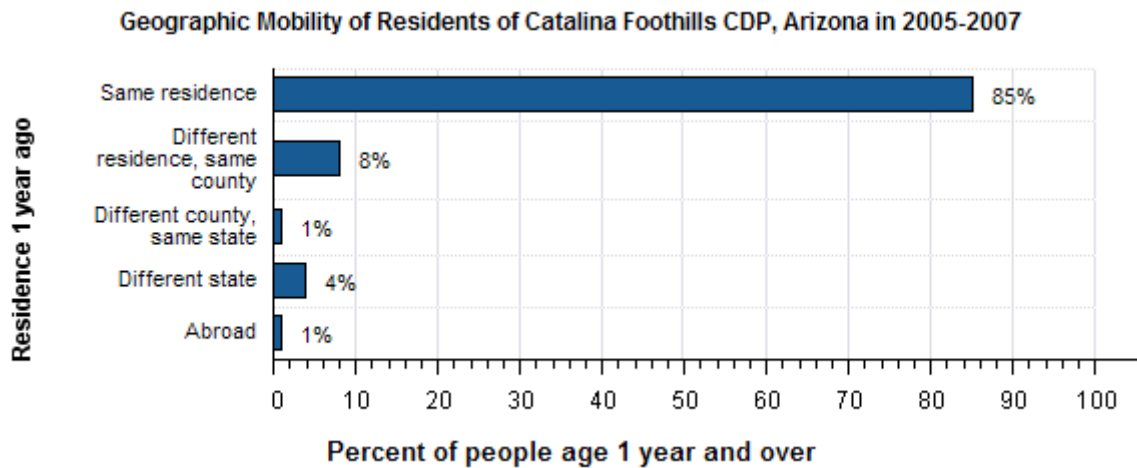


NATIVITY AND LANGUAGE: Nine percent of the people living in the Catalina Foothills from 2005-2007 were foreign born. Ninety-one percent were native, including 26 percent who were born in Arizona.

Among people at least five years old living in the Catalina Foothills from 2005-2007, 13 percent spoke a language other than English at home. Of those speaking a language other than English at home, 46 percent spoke Spanish and 54 percent spoke some other language; 22 percent reported that they did not speak English "very well."

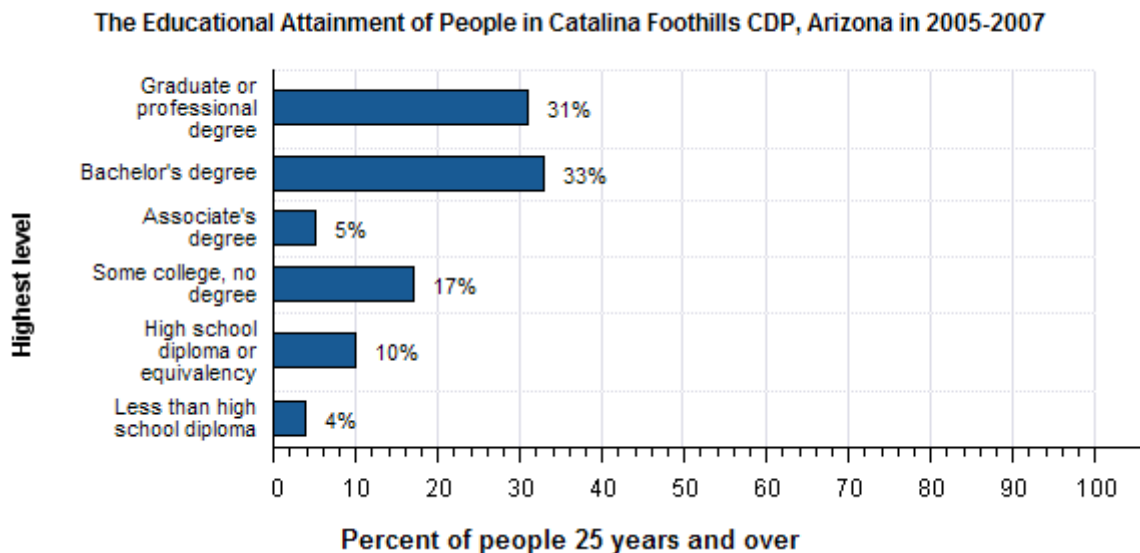
GEOGRAPHIC MOBILITY: From 2005-2007, 85 percent of the people at least one year old living in The Catalina Foothills were living in the same residence one year earlier; 8 percent had moved during the past year from

another residence in the same county, 1 percent from another county in the same state, 4 percent from another state, and 1 percent from abroad.



EDUCATION: From 2005-2007, 97 percent of people 25 years and over had at least graduated from high school and 64 percent had a bachelor's degree or higher. Four percent were dropouts; they were not enrolled in school and had not graduated from high school.

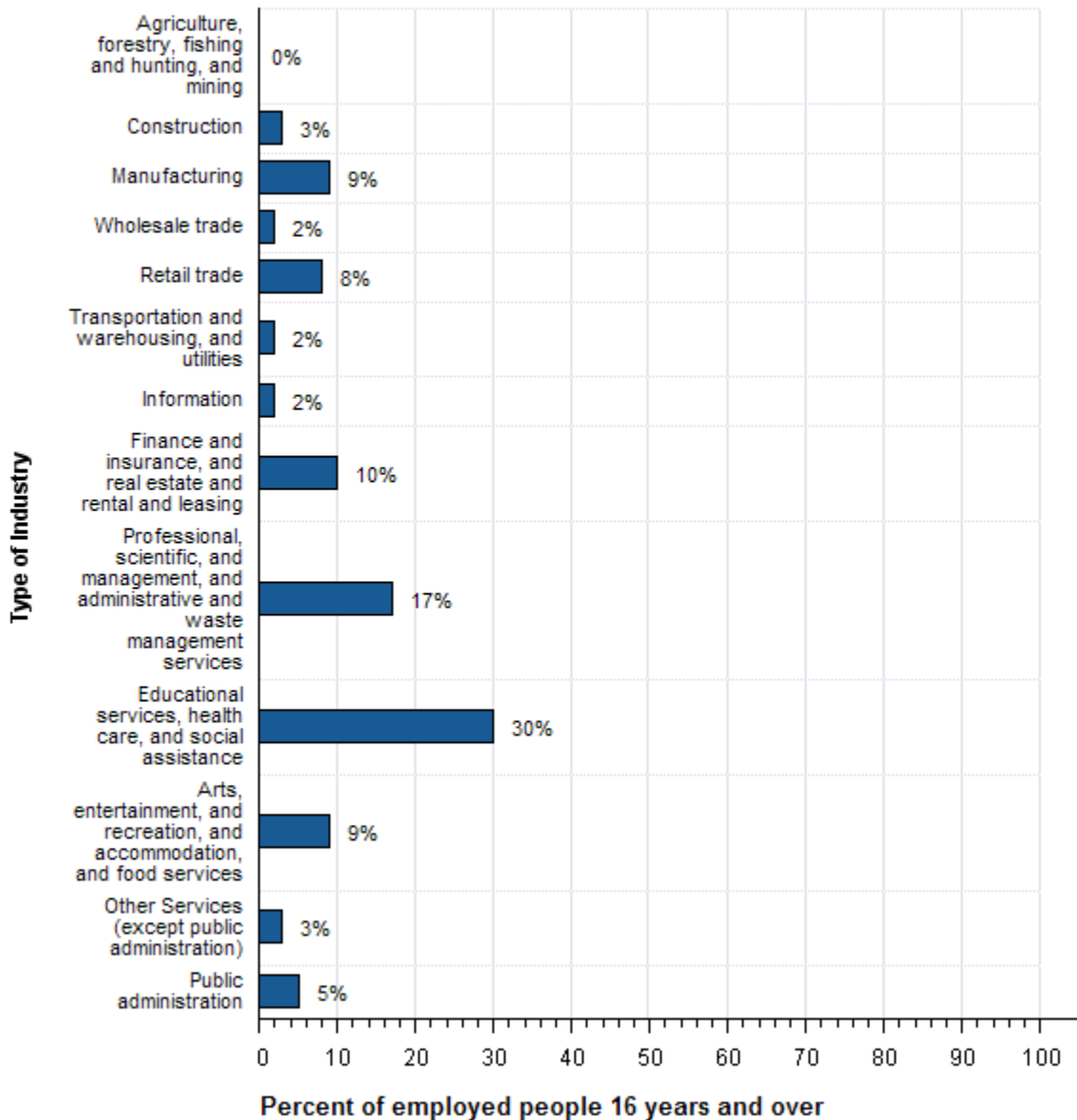
The total school enrollment in the Catalina Foothills was 15,000 from 2005-2007. Nursery school and kindergarten enrollment was 1,400 and elementary or high school enrollment was 8,700 children. College or graduate school enrollment was 4,500.



DISABILITY: In the Catalina Foothills CDP, among people at least five years old from 2005-2007, 10 percent reported a disability. The likelihood of having a disability varied by age - from 3 percent of people 5 to 15 years old, to 5 percent of people 16 to 64 years old, and to 30 percent of those 65 and older.

INDUSTRIES: From 2005-2007, for the employed population 16 years and older, the leading industries in the Catalina Foothills were educational services, and health care, and social assistance, 30 percent, and professional, scientific, and management, and administrative and waste management services, 17 percent.

Employment by Industry in Catalina Foothills CDP, Arizona in 2005-2007



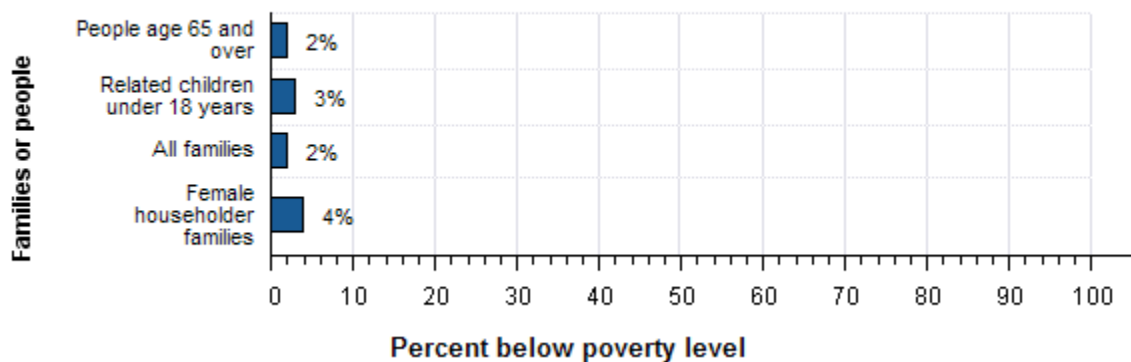
OCCUPATIONS AND TYPE OF EMPLOYER: Among the most common occupations were: management, professional, and related occupations, 62 percent; sales and office occupations, 23 percent; service occupations, 10 percent; construction, extraction, maintenance and repair occupations, 3 percent; and production, transportation, and material moving occupations, 2 percent. Seventy-three percent of the people employed were private wage and salary workers; 17 percent were federal, state, or local government workers; and 10 percent were self-employed..

TRAVEL TO WORK: Eighty percent of The Catalina Foothills workers drove to work alone from 2005-2007, 9 percent carpooled, less than 0.5 percent took public transportation, and 2 percent used other means. The remaining 9 percent worked at home. Commuters took an average of 27 minutes to get to work.

INCOME: The median income of households in the Catalina Foothills was \$82,708. Seventy-five percent of the households received earnings and 24 percent received retirement income other than Social Security. Thirty-three percent of the households received Social Security. The average income from Social Security was \$17,905. These income sources are not mutually exclusive; that is, some households received income from more than one source.

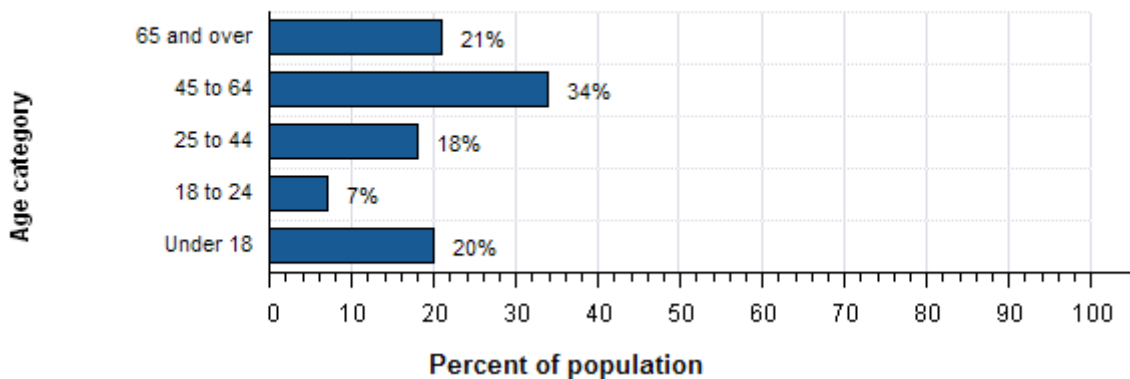
POVERTY AND PARTICIPATION IN GOVERNMENT PROGRAMS: From 2005-2007, 4 percent of people were in poverty. Three percent of related children under 18 were below the poverty level, compared with 2 percent of people 65 years old and over. Two percent of all families and 4 percent of families with a female householder and no husband present had incomes below the poverty level.

Poverty Rates in Catalina Foothills CDP, Arizona in 2005-2007



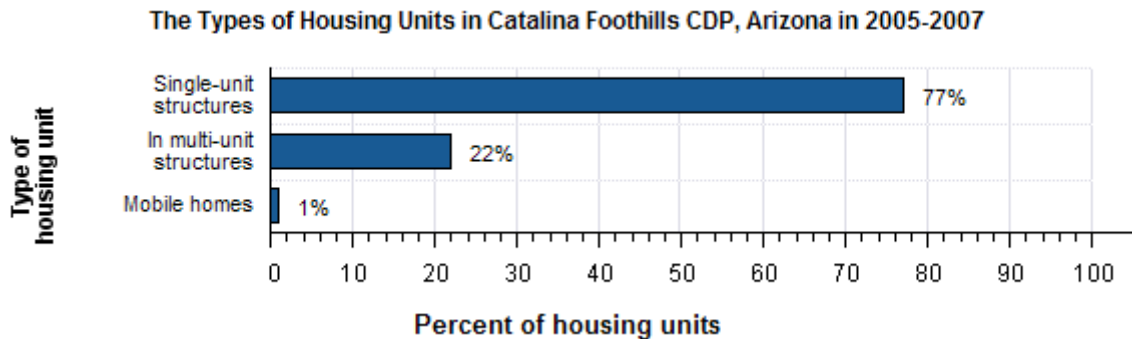
POPULATION: From 2005-2007, the Catalina Foothills had a total population of 57,000 - 31,000 (54 percent) females and 26,000 (46 percent) males. The median age was 48 years. Twenty percent of the population was under 18 years and 21 percent was 65 years and older.

The Age Distribution of People in Catalina Foothills CDP, Arizona in 2005-2007



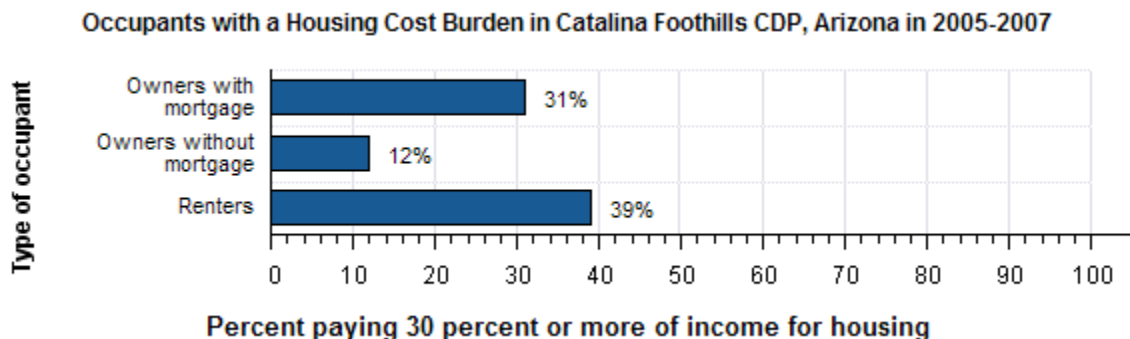
For people reporting one race alone, 91 percent were White; 1 percent were Black or African American; 1 percent were American Indian and Alaska Native; 5 percent were Asian; less than 0.5 percent were Native Hawaiian and Other Pacific Islander, and 3 percent were of some other race. One percent reported being of two or more races. Eight percent of the people in the Catalina Foothills were Hispanic. Eighty-five percent of the people in the Catalina Foothills were White non-Hispanic. People of Hispanic origin may be of any race.

HOUSING CHARACTERISTICS: From 2005-2007, the Catalina Foothills had a total of 28,000 housing units, 12 percent of which were vacant. Of the total housing units, 77 percent were in single-unit structures, 22 percent were in multi-unit structures, and 1 percent were mobile homes. Thirty percent of the housing units were built after 1990.



OCCUPIED HOUSING UNIT CHARACTERISTICS: From 2005-2007, the Catalina Foothills had 25,000 occupied housing units - 18,000 (75 percent) owner occupied and 6,200 (25 percent) renter occupied. Two percent of the households did not have telephone service and 2 percent of the households did not have access to a car, truck, or van for private use. Multi Vehicle households were not rare. Forty-two percent had two vehicles and another 20 percent had three or more.

HOUSING COSTS: The median monthly housing costs for mortgaged owners was \$2,044, nonmortgaged owners \$566, and renters \$843. Thirty-one percent of owners with mortgages, 12 percent of owners without mortgages, and 39 percent of renters in the Catalina Foothills spent 30 percent or more of household income on housing.



Source: U.S. Census Bureau, 2005-2007 American Community Survey

NOTE.

The population and housing characteristics included above are derived from the American Community Survey.

Although the American Community Survey (ACS) produces population, demographic and housing unit estimates, it is the Census Bureau's Population Estimates Program that produces and disseminates the official estimates of the population for the nation, states, counties, cities and towns and estimates of housing units for states and counties: http://factfinder.census.gov/home/en/official_estimates_2007.html

For more information on confidentiality protection, sampling error, nonsampling error, and definitions, see Survey Methodology. http://factfinder.census.gov/home/en/datanotes/exp_acs2007_3yr.html

Detail may not add to totals due to rounding.
Percentages are based on unrounded numbers.