



Casas Adobes CDP, Arizona
Population and Housing Narrative Profile: 2005-2007
2005-2007 American Community Survey 3-Year Estimates
American Community Survey

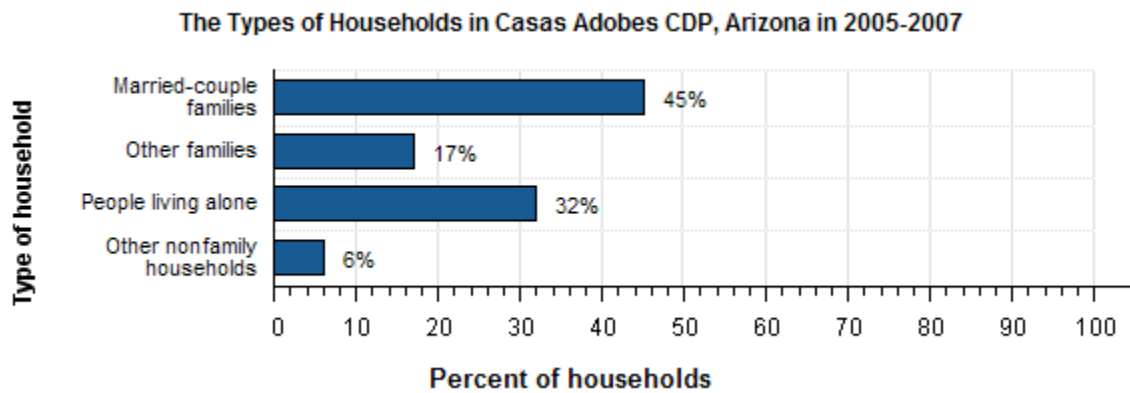
For more detailed statistics from the American Community Survey for the Casas Adobes CDP click on the following:

- [Demographic and Housing Estimates](#)
- [Economic Characteristics](#)
- [Housing Characteristics](#)
- [Social Characteristics](#)

For information on other communities [click here](#)

HOUSEHOLDS AND FAMILIES: From 2005-2007 there were 24,000 households in Casas Adobes. The average household size was 2.4 people.

Families made up 62 percent of the households in Casas Adobes. This figure includes both married-couple families (45 percent) and other families (17 percent). Nonfamily households made up 38 percent of all households in Casas Adobes. Most of the nonfamily households were people living alone, but some were composed of people living in households in which no one was related to the householder.

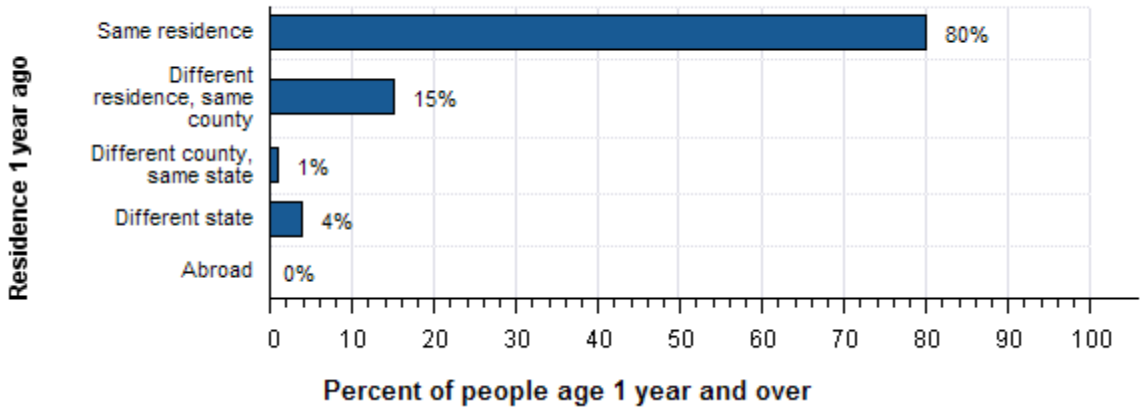


NATIVITY AND LANGUAGE: Eight percent of the people living in Casas Adobes from 2005-2007 were foreign born. Ninety-two percent were native, including 36 percent who were born in Arizona.

Among people at least five years old living in Casas Adobes from 2005-2007, 16 percent spoke a language other than English at home. Of those speaking a language other than English at home, 70 percent spoke Spanish and 30 percent spoke some other language; 22 percent reported that they did not speak English "very well."

GEOGRAPHIC MOBILITY: From 2005-2007, 80 percent of the people at least one year old living in Casas Adobes were living in the same residence one year earlier; 15 percent had moved during the past year from another residence in the same county, 1 percent from another county in the same state, 4 percent from another state, and less than 0.5 percent from abroad.

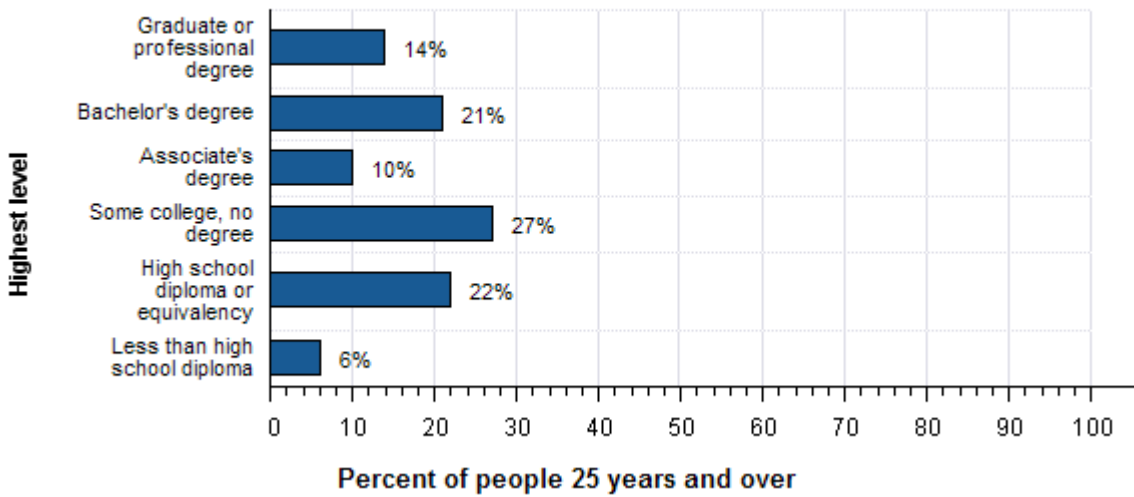
Geographic Mobility of Residents of Casas Adobes CDP, Arizona in 2005-2007



EDUCATION: From 2005-2007, 94 percent of people 25 years and over had at least graduated from high school and 35 percent had a bachelor's degree or higher. Six percent were dropouts; they were not enrolled in school and had not graduated from high school.

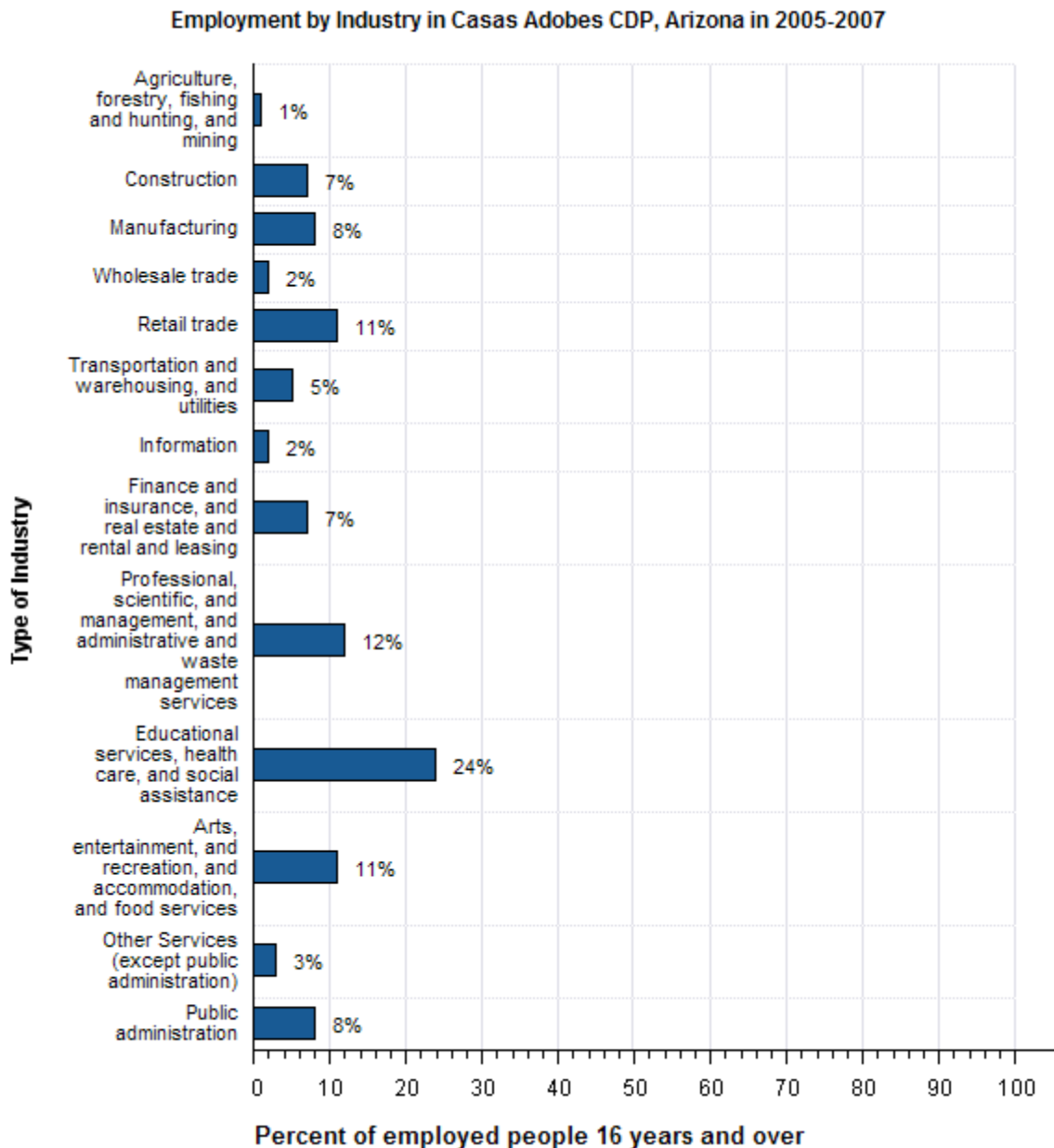
The total school enrollment in Casas Adobes was 14,000 from 2005-2007. Nursery school and kindergarten enrollment was 1,600 and elementary or high school enrollment was 8,700 children. College or graduate school enrollment was 4,200.

The Educational Attainment of People in Casas Adobes CDP, Arizona in 2005-2007



DISABILITY: In Casas Adobes, among people at least five years old from 2005-2007, 15 percent reported a disability. The likelihood of having a disability varied by age - from 8 percent of people 5 to 15 years old, to 10 percent of people 16 to 64 years old, and to 43 percent of those 65 and older.

INDUSTRIES: From 2005-2007, for the employed population 16 years and older, the leading industries in Casas Adobes were educational services, health care, and social assistance, 24 percent, and professional, scientific, and management, and administrative and waste management services, 12 percent.

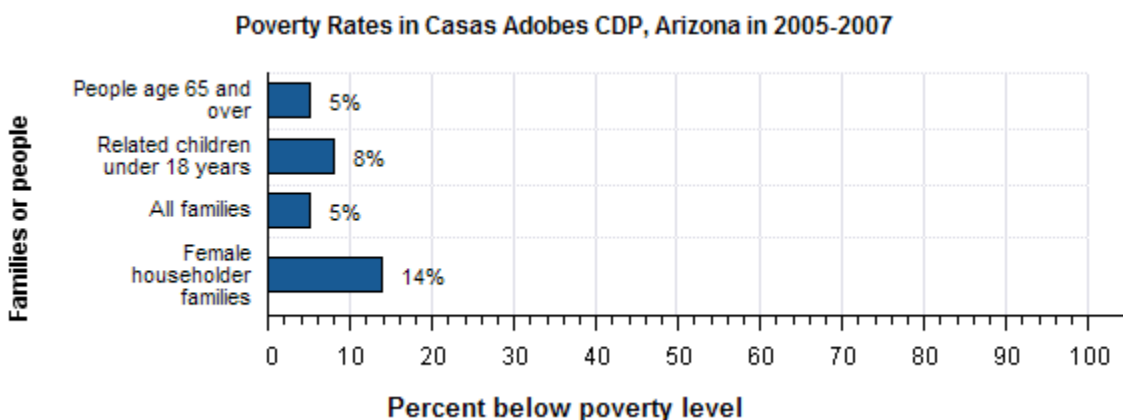


OCCUPATIONS AND TYPE OF EMPLOYER: Among the most common occupations were: management, professional, and related occupations, 42 percent; sales and office occupations, 27 percent; service occupations, 17 percent; Construction, extraction, maintenance and repair occupations, 7 percent; and production, transportation, and material moving occupations, 7 percent. Seventy-five percent of the people employed were private wage and salary workers; 19 percent were federal, state, or local government workers; and 6 percent were self-employed.

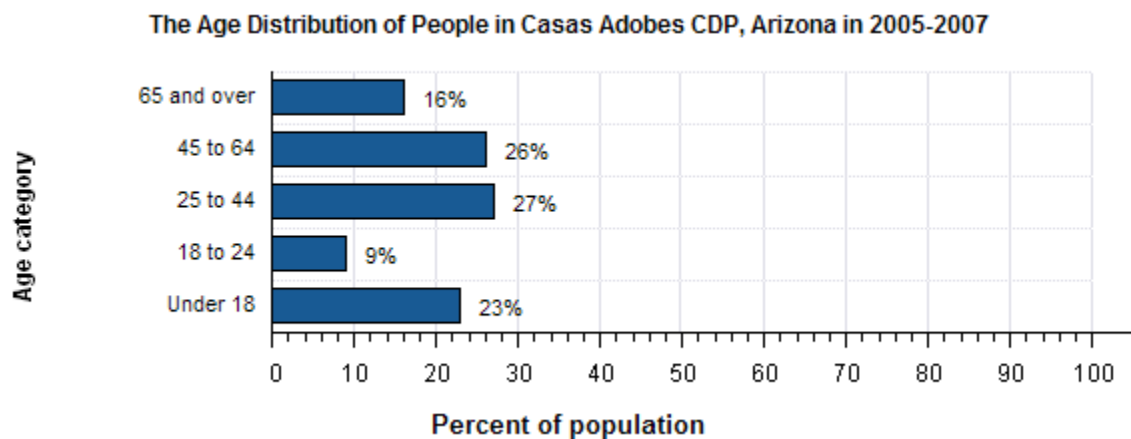
TRAVEL TO WORK: Eighty-two percent of Casas Adobes workers drove to work alone from 2005-2007, 9 percent carpooled, 1 percent took public transportation, and 4 percent used other means. The remaining 4 percent worked at home. Commuters took an average of 24.5 minutes to get to work.

INCOME: The median income of households in Casas Adobes was \$53,989. Seventy-seven percent of the households received earnings and 21 percent received retirement income other than Social Security. Twenty-nine percent of the households received Social Security. The average income from Social Security was \$15,299. These income sources are not mutually exclusive; that is, some households received income from more than one source.

POVERTY AND PARTICIPATION IN GOVERNMENT PROGRAMS: From 2005-2007, 7 percent of people were in poverty. Eight percent of related children under 18 were below the poverty level, compared with 5 percent of people 65 years old and over. Five percent of all families and 14 percent of families with a female householder and no husband present had incomes below the poverty level.



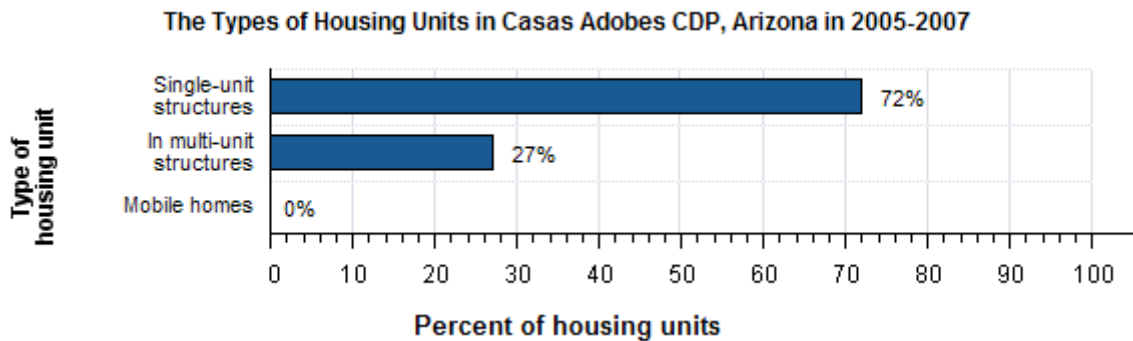
POPULATION: From 2005-2007, Casas Adobes had a total population of 58,000 - 31,000 (53 percent) females and 27,000 (47 percent) males. The median age was 39.6 years. Twenty-three percent of the population was under 18 years and 16 percent was 65 years and older.



For people reporting one race alone, 84 percent were White; 2 percent were Black or African American; 1 percent were American Indian and Alaska Native; 3 percent were Asian; less than 0.5 percent were Native Hawaiian and Other Pacific Islander, and 10 percent were some other race. Three percent reported being of two or more races.

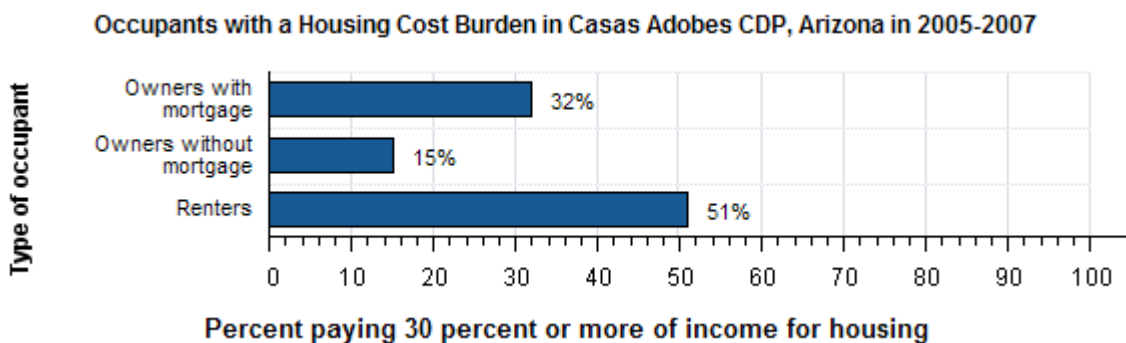
Twenty percent of the people in Casas Adobes were Hispanic. Seventy-three percent of the people in Casas Adobe were White non-Hispanic. People of Hispanic origin may be of any race.

HOUSING CHARACTERISTICS: From 2005-2007, Casas Adobes had a total of 26,000 housing units, 8 percent of which were vacant. Of the total housing units, 72 percent were in single-unit structures, 27 percent in multi-unit structures, and less than 0.5 percent were mobile homes. Thirty-six percent of the housing units were built since 1990.



OCCUPIED HOUSING UNIT CHARACTERISTICS: From 2005-2007, Casas Adobes had 24,000 occupied housing units - 15,000 (65 percent) were owner occupied and 8,200 (35 percent) were renter occupied. Five percent of the households did not have telephone service and 6 percent of the households did not have access to a car, truck, or van for private use. Multi Vehicle households were not rare. Thirty-six percent had two vehicles and another 20 percent had three or more.

HOUSING COSTS: The median monthly housing cost for mortgaged owners was \$1,331, nonmortgaged owners \$387, and renters \$892. Thirty-two percent of owners with mortgages, 15 percent of owners without mortgages, and 51 percent of renters in Casas Adobes spent 30 percent or more of household income on housing.



Source: U.S. Census Bureau, 2005-2007 American Community Survey

NOTE.

The population and housing characteristics included above are derived from the American Community Survey. Although the American Community Survey (ACS) produces population, demographic and housing unit estimates, it is the Census Bureau's Population Estimates Program that produces and disseminates the official estimates of the population for the nation, states, counties, cities and towns and estimates of housing units for states and counties: http://factfinder.census.gov/home/en/official_estimates_2007.html

For more information on confidentiality protection, sampling error, nonsampling error, and definitions, see Survey Methodology.
http://factfinder.census.gov/home/en/datanotes/exp_acs2007_3yr.html

Detail may not add to totals due to rounding.
Percentages are based on unrounded numbers.