



Pima County, Arizona
Population and Housing Narrative Profile 2007
 2007 American Community Survey Estimates
 American Community Survey

For more detailed statistics from the American Community Survey for Pima County click on the following:

- [Demographic and Housing Estimates](#)
- [Economic Characteristics](#)
- [Housing Characteristics](#)
- [Social Characteristics](#)

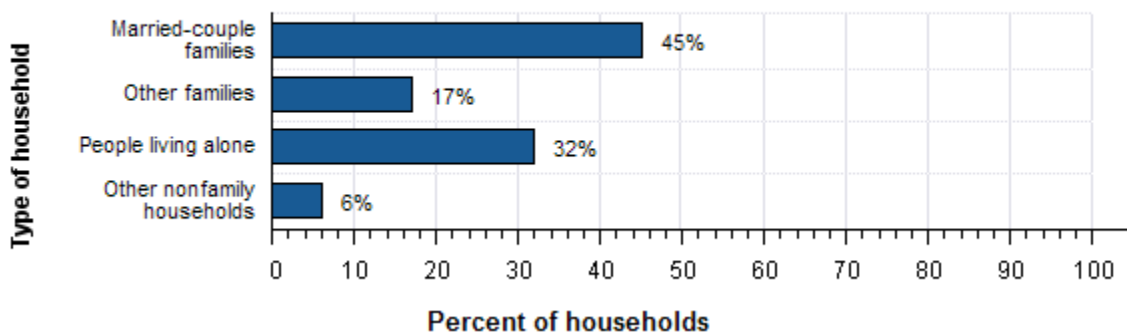
For 2005-07 three-year estimate data for Pima County [click here](#)

For information on other communities [click here](#)

HOUSEHOLDS AND FAMILIES: In 2007 there were 375,000 households in Pima County. The average household size was 2.5 people.

Families made up 62 percent of the households in Pima County. This figure includes both married-couple families (45 percent) and other families (17 percent). Nonfamily households made up 38 percent of all households in Pima County. Most of the nonfamily households were people living alone, but some were composed of people living in households in which no one was related to the householder.

The Types of Households in Pima County, Arizona in 2007

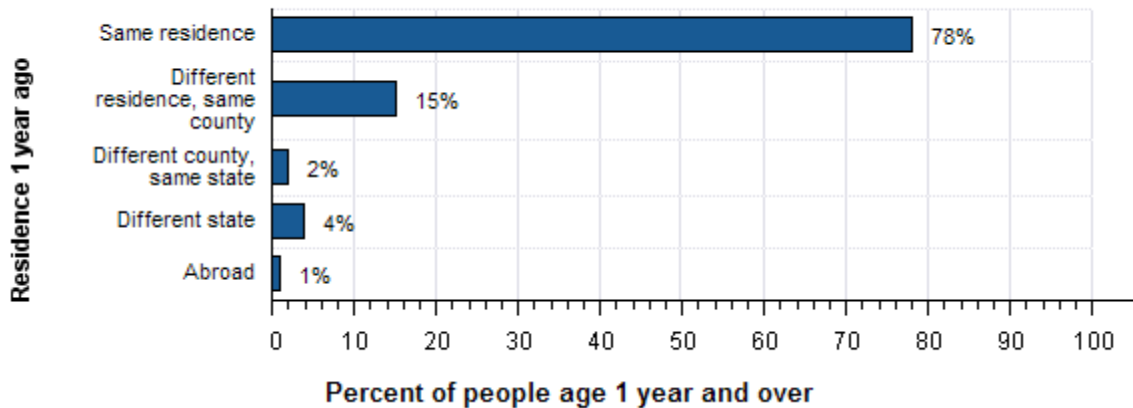


NATIVITY AND LANGUAGE: Thirteen percent of the people living in Pima County in 2007 were foreign born. Eighty-seven percent were native, including 38 percent who were born in Arizona.

Among people at least five years old living in Pima County in 2007, 28 percent spoke a language other than English at home. Of those speaking a language other than English at home, 82 percent spoke Spanish and 18 percent spoke some other language; 35 percent reported that they did not speak English "very well."

GEOGRAPHIC MOBILITY: In 2007, 78 percent of the people at least one year old living in Pima County were living in the same residence one year earlier; 15 percent had moved during the past year from another residence in the same county, 2 percent from another county in the same state, 4 percent from another state, and 1 percent from abroad.

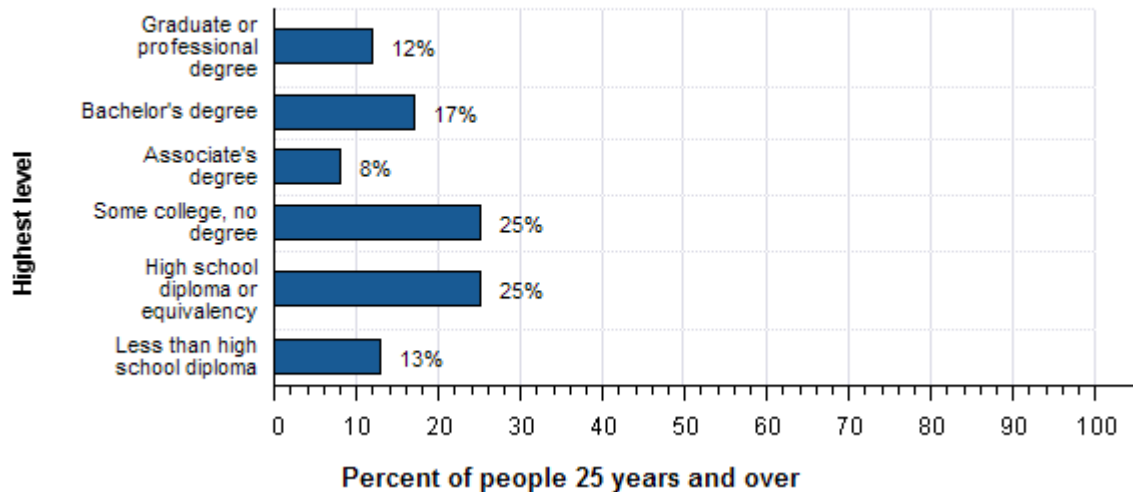
Geographic Mobility of Residents of Pima County, Arizona in 2007



EDUCATION: In 2007, 87 percent of people 25 years and over had at least graduated from high school and 30 percent had a bachelor's degree or higher. Thirteen percent were dropouts; they were not enrolled in school and had not graduated from high school.

The total school enrollment in Pima County was 258,000 in 2007. Nursery school and kindergarten enrollment was 25,000 and elementary or high school enrollment was 151,000 children. College or graduate school enrollment was 82,000.

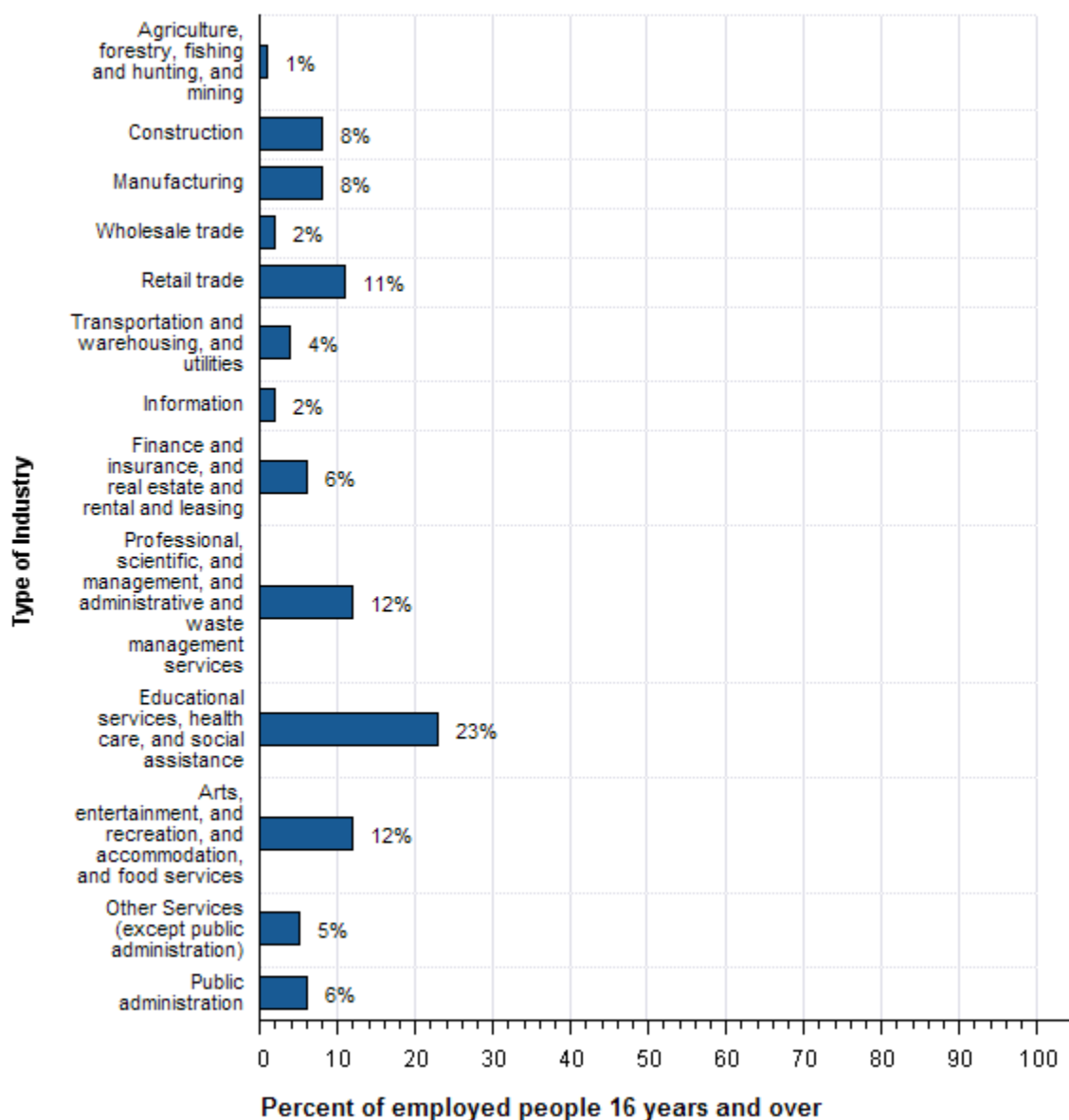
The Educational Attainment of People in Pima County, Arizona in 2007



DISABILITY: In Pima County, among people at least five years old in 2007, 17 percent reported a disability. The likelihood of having a disability varied by age - from 7 percent of people 5 to 15 years old, to 14 percent of people 16 to 64 years old, and to 39 percent of those 65 and older.

INDUSTRIES: In 2007, for the employed population 16 years and older, the leading industries in Pima County were educational services, and health care, and social assistance, 23 percent, and arts, entertainment, and recreation, and accommodation, and food services, 12 percent.

Employment by Industry in Pima County, Arizona in 2007

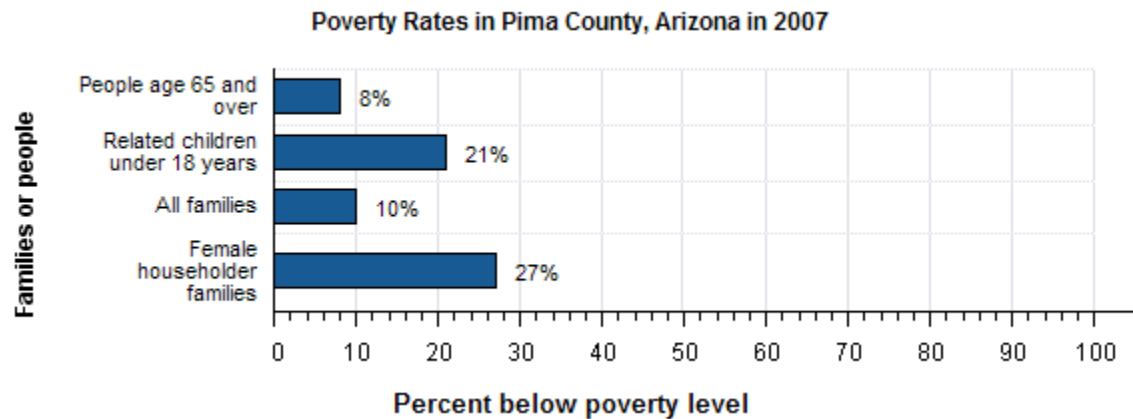


OCCUPATIONS AND TYPE OF EMPLOYER: Among the most common occupations were: management, professional, and related occupations, 35 percent; sales and office occupations, 26 percent; service occupations, 20 percent; construction, extraction, maintenance and repair occupations, 11 percent; and production, transportation, and material moving occupations, 9 percent. Seventy-five percent of the people employed were private wage and salary workers; 18 percent were federal, state, or local government workers; and 6 percent were self-employed.

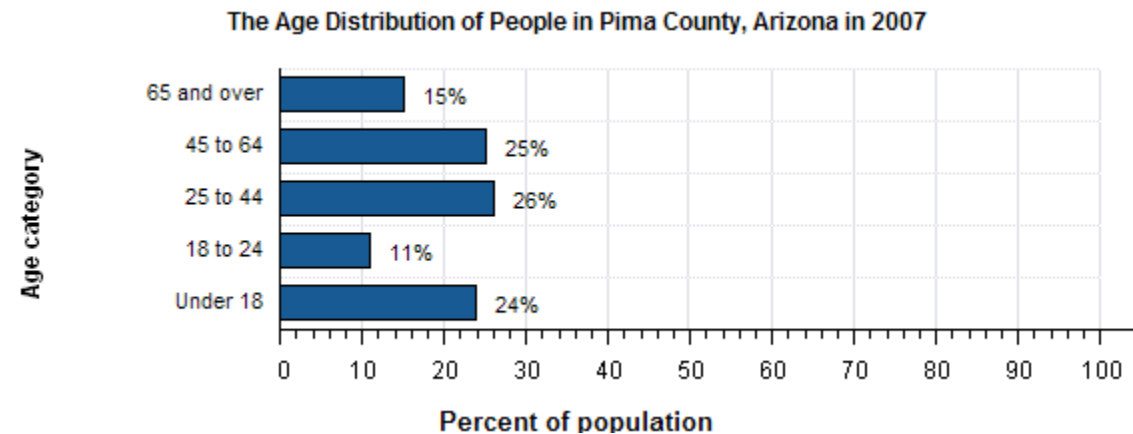
TRAVEL TO WORK: Seventy-five percent of Pima County workers drove to work alone in 2007, 12 percent carpooled, 2 percent took public transportation, and 6 percent used other means. The remaining 5 percent worked at home. Of those who commuted to work, it took them on average 24 minutes to get to work.

INCOME: The median income of households in Pima County was \$43,546. Seventy-six percent of the households received earnings and 20 percent received retirement income other than Social Security. Thirty-one percent of the households received Social Security. The average income from Social Security was \$14,955. These income sources are not mutually exclusive; that is, some households received income from more than one source.

POVERTY AND PARTICIPATION IN GOVERNMENT PROGRAMS: In 2007, 15 percent of people were in poverty. Twenty-one percent of related children under 18 were below the poverty level, compared with 8 percent of people 65 years old and over. Ten percent of all families and 27 percent of families with a female householder and no husband present had incomes below the poverty level.

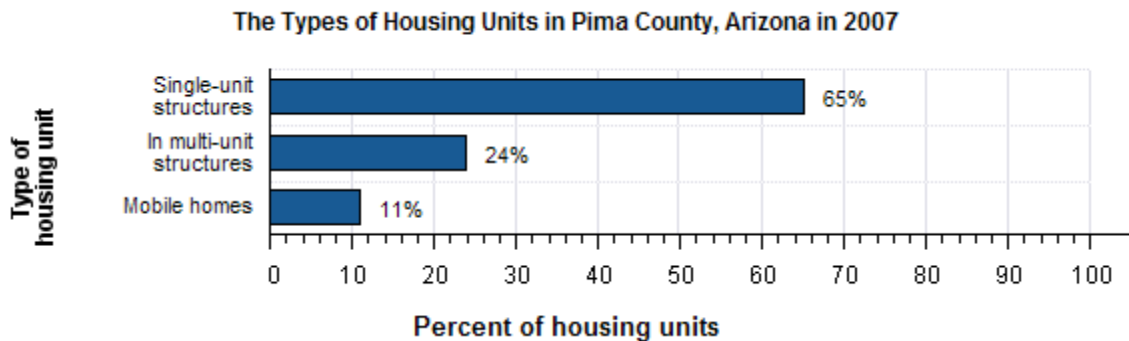


POPULATION: In 2007, Pima County had a total population of 967,000 - 494,000 (51 percent) females and 473,000 (49 percent) males. The median age was 36.8 years. Twenty-four percent of the population was under 18 years and 15 percent was 65 years and older.



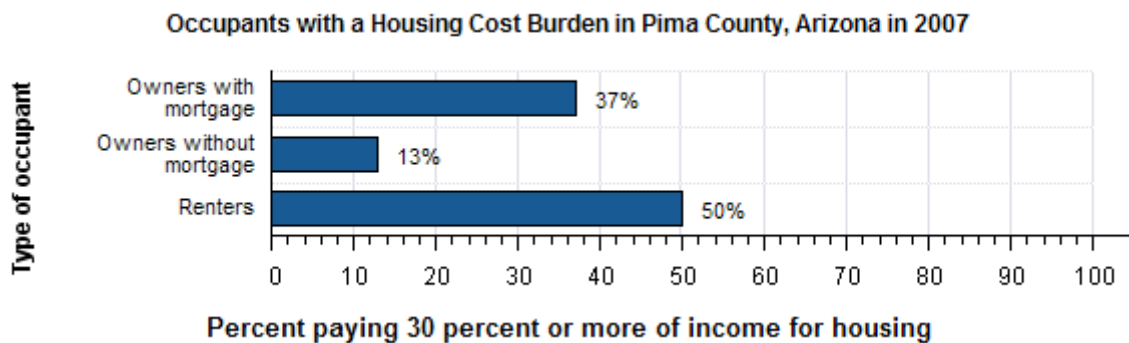
For people reporting one race alone, 73 percent were White; 3 percent were Black or African American; 3 percent were American Indian and Alaska Native; 3 percent were Asian; less than 0.5 percent were Native Hawaiian and Other Pacific Islander, and 18 percent were of some other race. Three percent reported being of two or more races. Thirty-three percent of the people in Pima County were Hispanic. Fifty-seven percent of the people in Pima County were White non-Hispanic. People of Hispanic origin may be of any race.

HOUSING CHARACTERISTICS: In 2007, Pima County had a total of 426,000 housing units, 12 percent of which were vacant. Of the total housing units, 65 percent were in single-unit structures, 24 percent were in multi-unit structures, and 11 percent were mobile homes. Thirty-five percent of the housing units were built since 1990.



OCCUPIED HOUSING UNIT CHARACTERISTICS: In 2007, Pima County had 375,000 occupied housing units - 239,000 (64 percent) owner occupied and 136,000 (36 percent) renter occupied. Five percent of the households did not have telephone service and 9 percent of the households did not have access to a car, truck, or van for private use. Multi Vehicle households were not rare. Thirty-five percent had two vehicles and another 17 percent had three or more.

HOUSING COSTS: The median monthly housing costs for mortgaged owners was \$1,321, nonmortgaged owners \$348, and renters \$710. Thirty-seven percent of owners with mortgages, 13 percent of owners without mortgages, and 50 percent of renters in Pima County spent 30 percent or more of household income on housing.



NOTE.

The population and housing characteristics included above are derived from the American Community Survey. Although the American Community Survey (ACS) produces population, demographic and housing unit estimates, it is the Census Bureau's Population Estimates Program that produces and disseminates the official estimates of the population for the nation, states, counties, cities and towns and estimates of housing units for states and counties: http://factfinder.census.gov/home/en/official_estimates_2007.html

For more information on confidentiality protection, sampling error, nonsampling error, and definitions, see Survey Methodology. http://factfinder.census.gov/home/en/datanotes/exp_acs2007_1yr.html

Detail may not add to totals due to rounding.
Percentages are based on unrounded numbers.