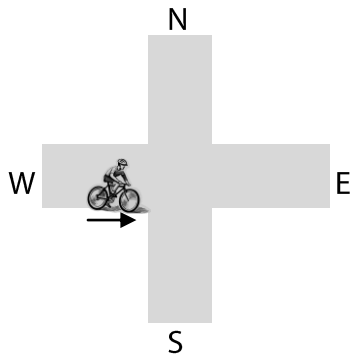
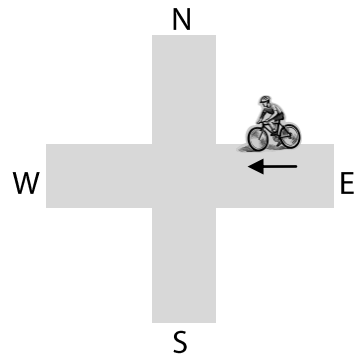


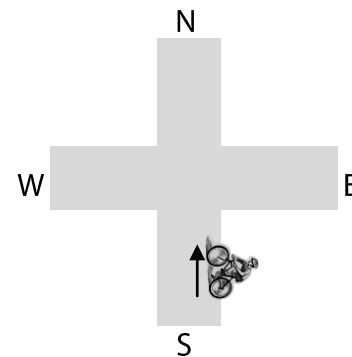
References and Reminders



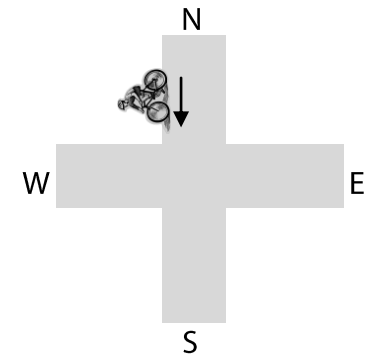
This bicyclist is approaching the intersection heading east and so would be tallied as **eastbound** (i.e., **EB**), regardless of whether or not she or he turns at the intersection



This bicyclist is approaching the intersection heading west and so would be tallied as **westbound** (i.e., **WB**), regardless of whether or not she or he turns at the intersection



This bicyclist is approaching the intersection heading north and so would be tallied as **northbound** (i.e., **NB**), regardless of whether or not she or he turns at the intersection



This bicyclist is approaching the intersection heading south and so would be tallied as **southbound** (i.e., **SB**), regardless of whether or not she or he turns at the intersection

REMINDERS

- Weekday counts need to be performed during ONE 7:00 a.m. – 9:00 a.m. morning shift and ONE 4:00 p.m. – 6:00 p.m. evening shift. Remember, we only need ONE a.m. count and ONE p.m. count for each location. Weekend counts need to be performed from 7:00 a.m. – 10:00 a.m. on either a Saturday OR Sunday during the count period.
- Please remember to bring 1) one count sheet for each hour of counting, 2) something to write with, 3) a time-keeping device (e.g. watch or cell phone), 4) water, and 5) sun protection (e.g., hat, sunscreen, etc.).
- Please arrive 10 minutes before your scheduled shift to ensure you are ready to start counting on time. If you arrive late, please return to that location on another day to count the 15 minute increments that were missed.
- If your schedule changes and you can no longer conduct a count that you have signed-up for, please contact Sam Sanford at 495-1478 or Gabe Thum at 792-1093. That way, the location can be re-opened for another volunteer.
- Morning and afternoon counts do NOT have to be on the same day, so you can do your morning count on one day and your afternoon count on another. However, we do encourage you to do both your a.m. and your p.m. counts during the same week.
- For the purposes of this count, skateboarders, rollerbladers, wheelchair users, and kids in strollers are all considered pedestrians. Two people on a tandem bicycle or a bicyclist with a baby in a baby seat are considered two bicyclists.
- Once you have completed your counts, please make sure to mail, fax, or scan/email your count forms to PAG (MAILING ADDRESS: 1 E. Broadway Blvd., Ste 401, Tucson, AZ 85701; FAX: (520) 620-6981; E-MAIL: ssanford@pagregion.com).