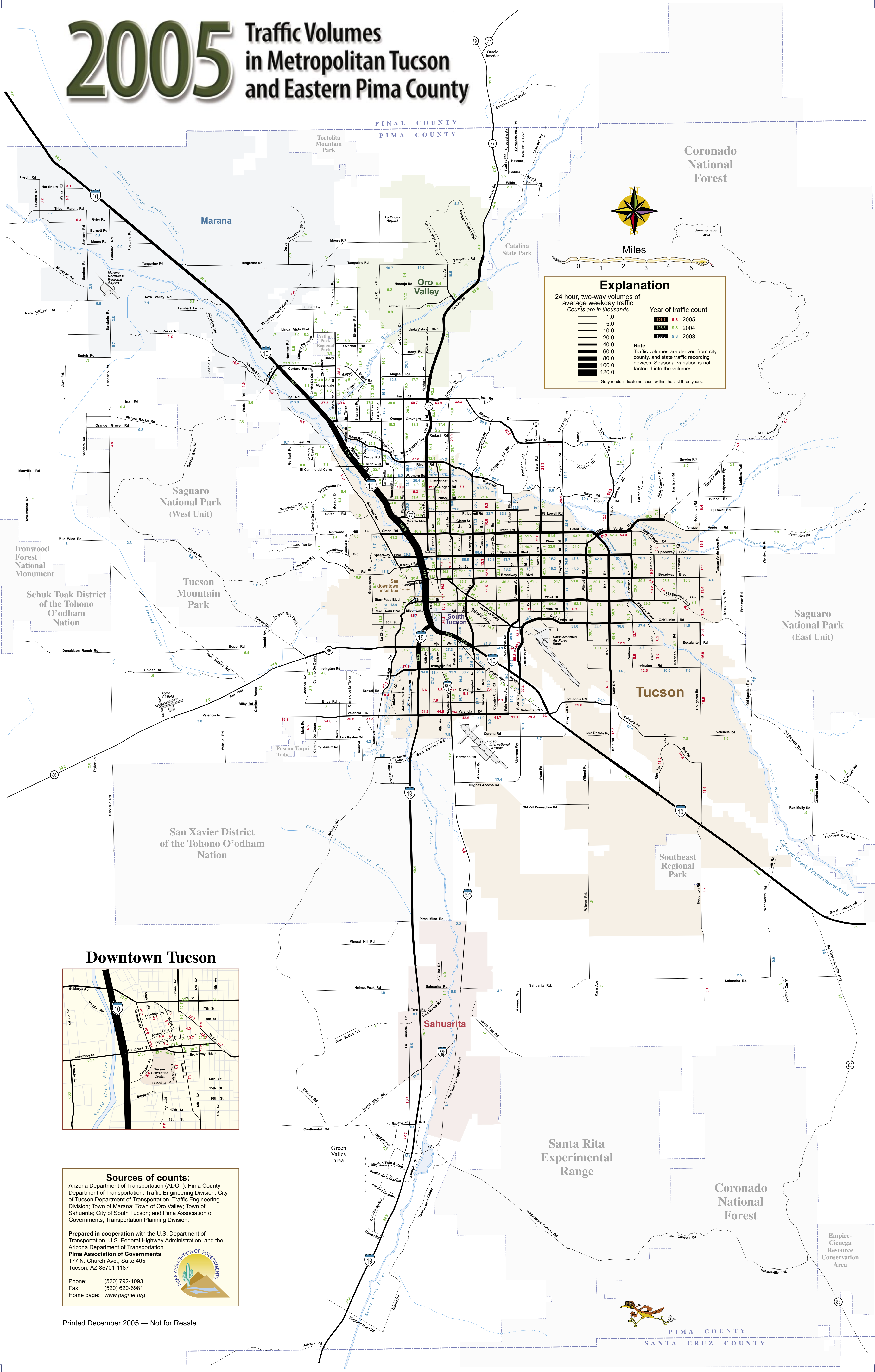


# 2005 Traffic Volumes in Metropolitan Tucson and Eastern Pima County



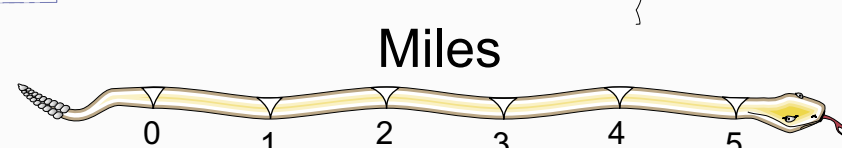
**Explanation**  
 24 hour, two-way volumes of average weekday traffic counts are in thousands

**Year of traffic count**

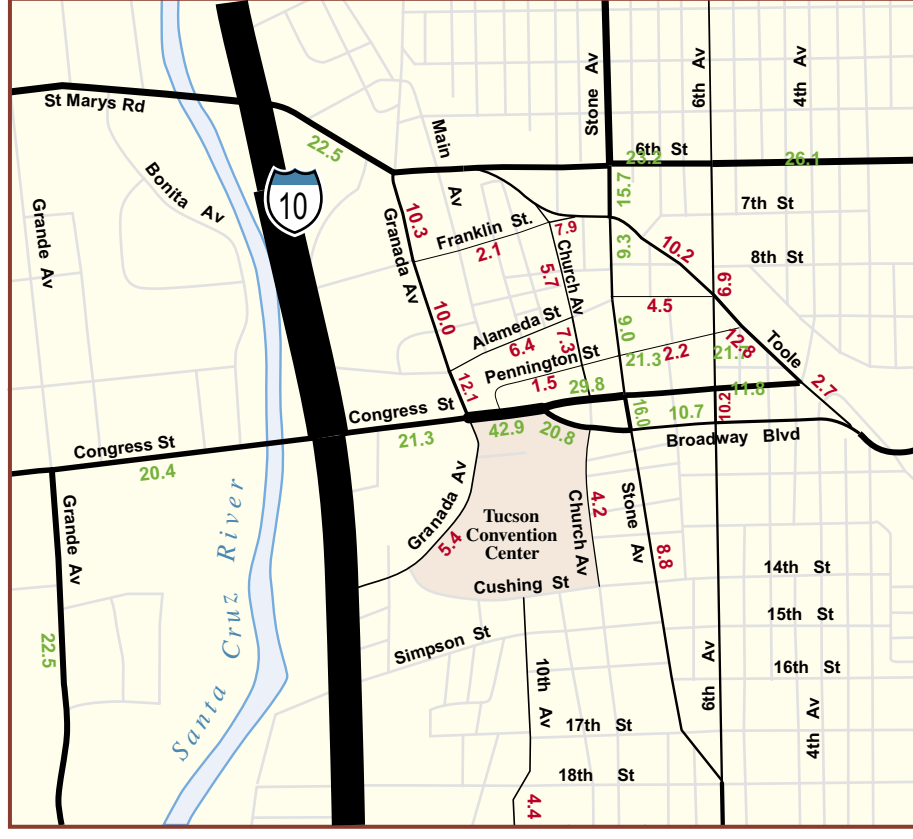
1.0	100.3	9.8	2005
5.0	100.3	9.8	2004
10.0	100.3	9.8	2003

**Note:**  
 Traffic volumes are derived from city, county, and state traffic recording devices. Seasonal variation is not factored into the volumes.

Gray roads indicate no count within the last three years.



## Downtown Tucson



**Sources of counts:**  
 Arizona Department of Transportation (ADOT); Pima County Department of Transportation, Traffic Engineering Division; City of Tucson Department of Transportation, Traffic Engineering Division; Town of Marana; Town of Oro Valley; Town of Sahuarita; City of South Tucson; and Pima Association of Governments, Transportation Planning Division.

**Prepared in cooperation with the U.S. Department of Transportation, U.S. Federal Highway Administration, and the Arizona Department of Transportation.**  
**Pima Association of Governments**  
 1777 N. Church Ave., Suite 405  
 Tucson, AZ 85701-1187

Phone: (520) 792-1093  
 Fax: (520) 620-6981  
 Home page: [www.pagnet.org](http://www.pagnet.org)

